

KONINKLIJK MUSEUM
VOOR MIDDEN-AFRIKA
TERVUREN, BELGIË

ANNALEN
MENSWETENSCHAPPEN

VOL. 131

MUSEE ROYAL DE
L'AFRIQUE CENTRALE
TERVUREN, BELGIQUE

ANNALES
SCIENCES HUMAINES

FOUILLES ARCHEOLOGIQUES
DANS LA VALLEE DU HAUT-LUALABA, ZAIRE

III
KAMILAMBA, KIKULU et MALEMBA-NKULU, 1975

par

Pierre de MARET

1992

KONINKLIJK MUSEUM
VOOR MIDDEN-AFRIKA
TERVUREN, BELGIË

ANNALEN
MENSWETENSCHAPPEN

VOL. 131

MUSEE ROYAL DE
L'AFRIQUE CENTRALE
TERVUREN, BELGIQUE

ANNALES
SCIENCES HUMAINES

FOUILLES ARCHEOLOGIQUES
DANS LA VALLEE DU HAUT-LUALABA, ZAIRE

III
KAMILAMBA, KIKULU et MALEMBA-NKULU, 1975

par

Pierre de MARET

II PLANCHES

1992

D/1992/0254/04

AVERTISSEMENT

Sauf mention contraire, les récipients sont reproduits au tiers de leur grandeur réelle tandis que les objets en cuivre, en fer, en os et en ivoire ainsi que les tessons sont réduits de moitié.

PLANCHE 1

KAMILAMBA

Tranchée 0

De - 160 à - 170 cm

1.Bord kamilambien.

2.Tesson kamilambien.

De - 170 à - 180 cm

3, 4, 5.Bords kamilambiens.

6.Tesson kamilambien.

7.Bord kamilambien.

Tranchée F1

De - 100 à - 110 cm

8, 9. Bords kisaliens.

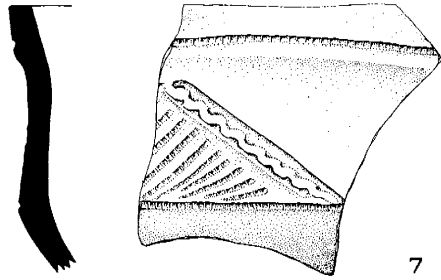
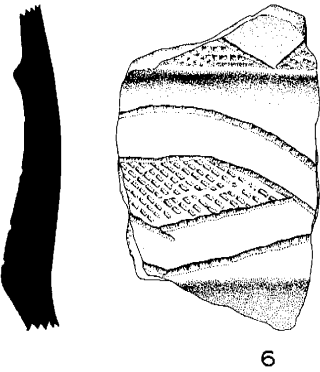
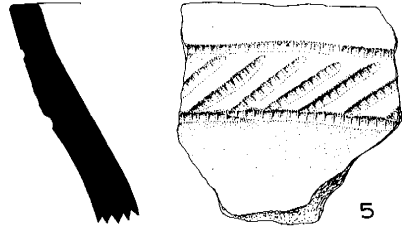
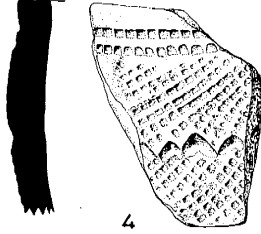

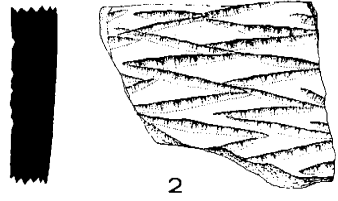
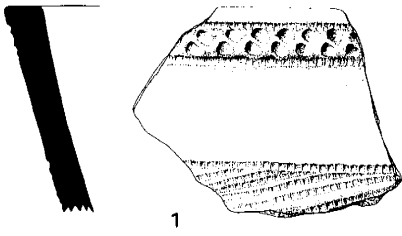
De - 110 à - 220 cm

10.Bord kisalien.

11, 12. Bords kamilambiens.

De - 130 à - 140 cm

13.Bord kamilambien



0 1 2 3cm

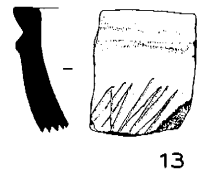
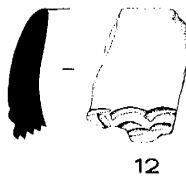
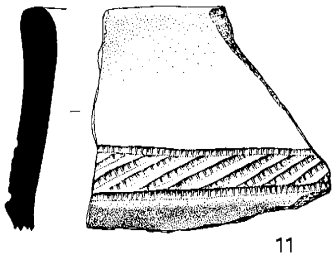
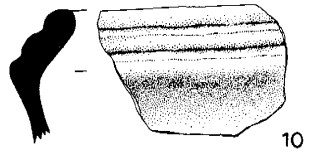
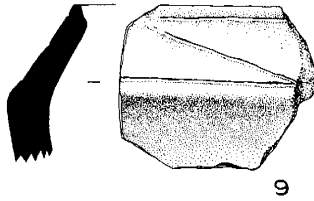



PLANCHE 2

KAMILAMBA

Tranchée F1

De - 130 à - 140 cm

1, 2, 3, 4. Bords kamilambiens.

De - 140 à - 150 cm

5. Bords kamilambien.

6. Tesson kamilambien.

7, 8, 9, 10. Bords kamilambiens.

11. Tesson kamilambien.

De - 140 à - 160 cm


12. Fragments d'un récipient kamilambien.

De - 150 à - 160 cm


13, 14, 15. Bords kamilambiens.

16. Tesson kamilambien.


17. Bord kamilambien.



1



2



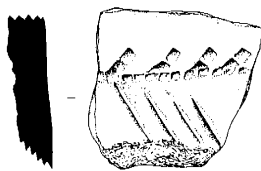
3



4



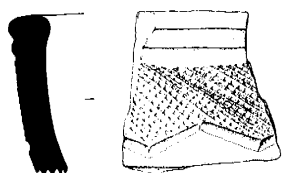
5




6



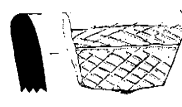
7



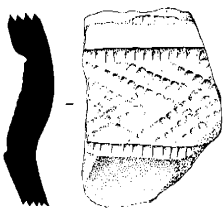
8



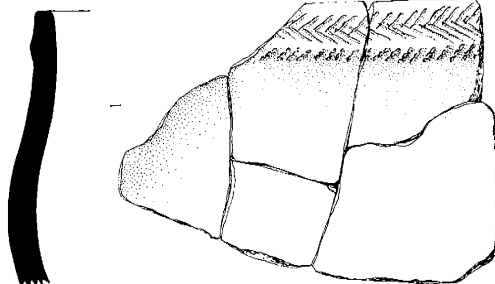
9



10



11



12

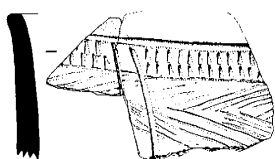


13

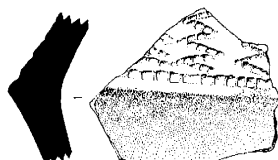


14


0 1 2 3 cm



15



16



17

PLANCHE 3

KAMILAMBA

Tranchée F2

De - 150 à 160 cm

1, 2, 3. Bords kamilambiens.

4. Fragment de la panse et du col d'un récipient kamilambien.

5, 6, 7. Bords kamilambiens.

De - 160 à - 170 cm

8, 9. Bords kamilambiens.

10. Fragments d'un récipient kamilambien.

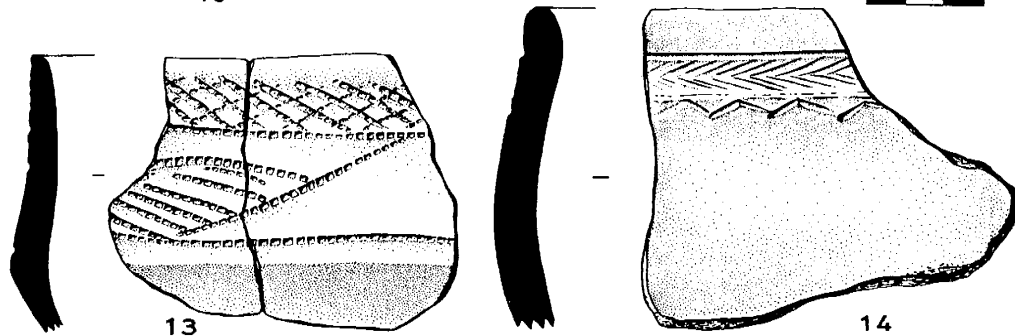
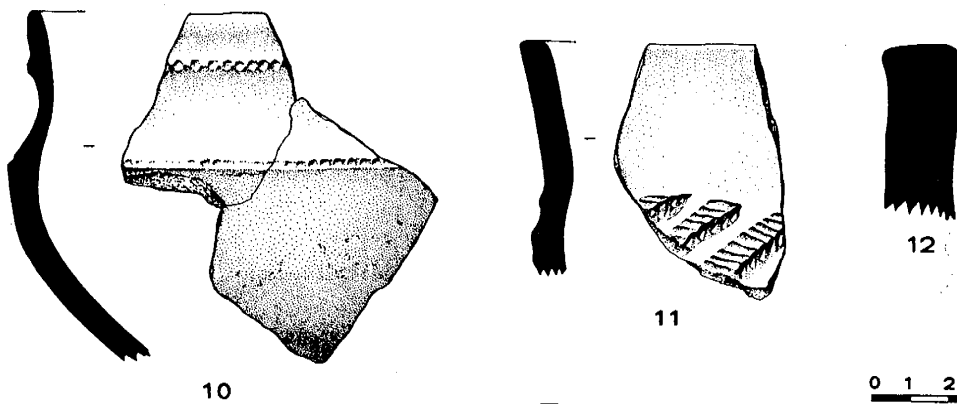
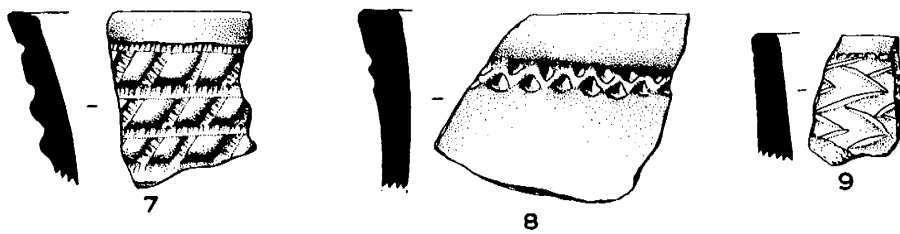
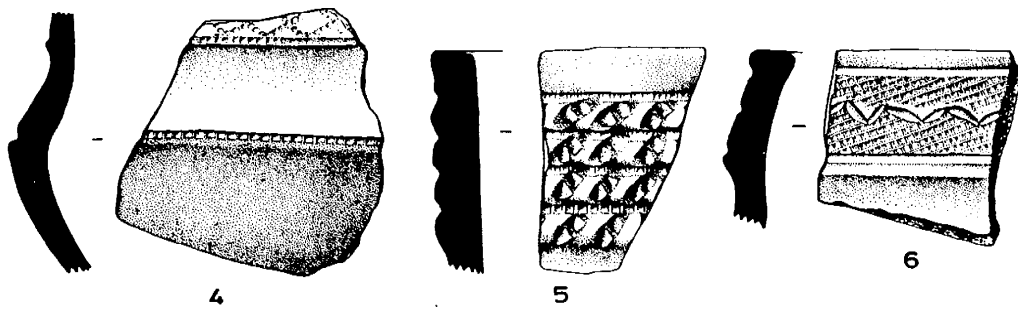
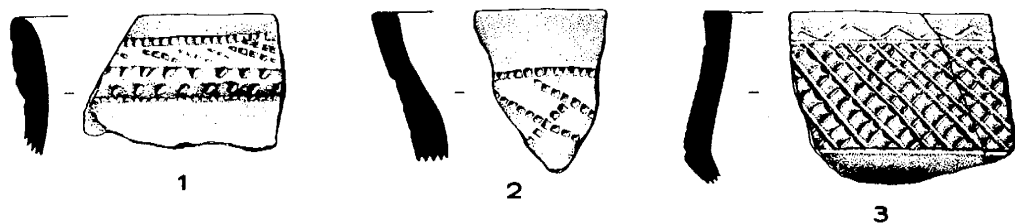
11, 12. Bords kamilambiens.

De - 170 à - 180 cm

13. Bord kamilambien.

De - 190 à - 200 cm

14. Bord kamilambien.



0 1 2 3cm

PLANCHE 4

KAMILAMBA

Tranchée F2

De - 190 à - 200 cm

1. Fragments d'un récipient kamilambien ou de l'âge de la pierre récent.

Tranchée F3

De - 140 à - 150 cm

2. Pot (131, 156, 117, 7) kisalien.

3, 4. Bords kamilambiens.

De - 150 à - 160 cm

5. Bord kamilambien.

De - 160 à - 170 cm

6. Tesson kamilambien.

7. Bord kamilambien.

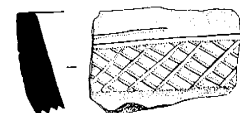
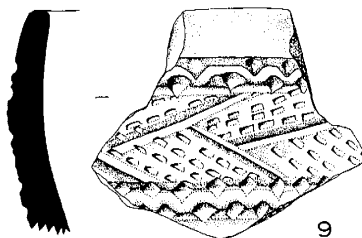
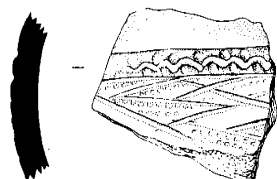
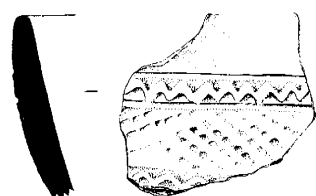
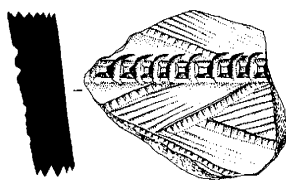
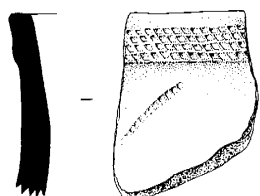
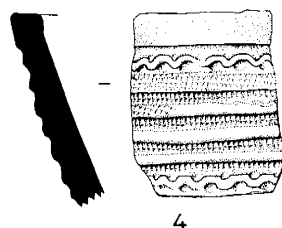
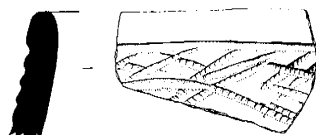
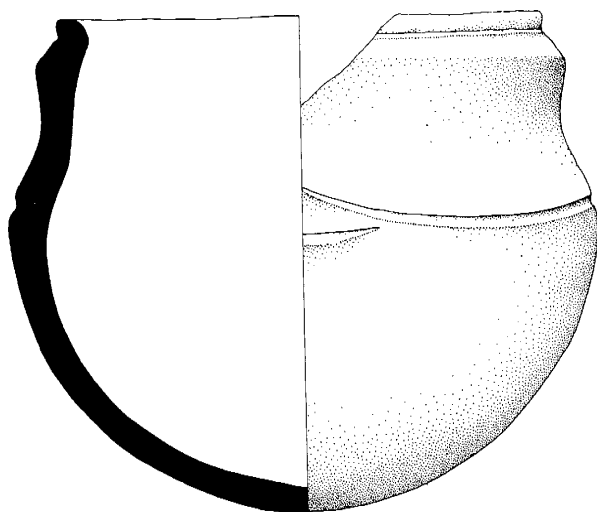
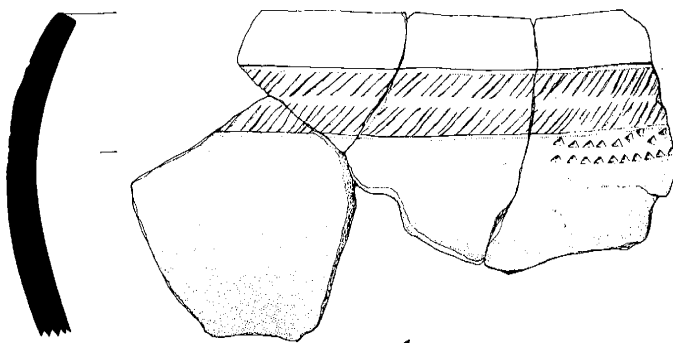
De - 170 à - 180 cm

8. Tesson kamilambien.

9. Bord kamilambien.

De - 180 à - 190 cm

10. Bord kamilambien.

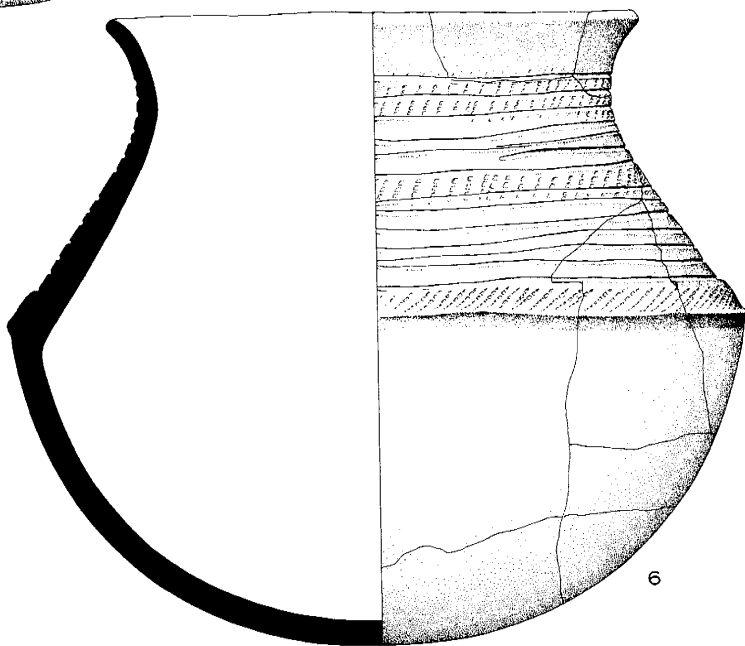
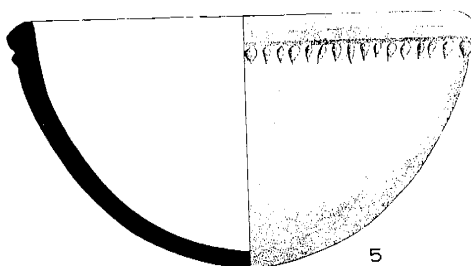
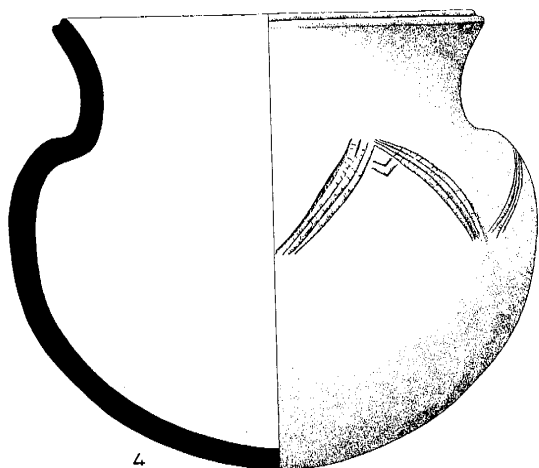
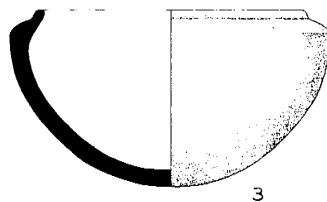
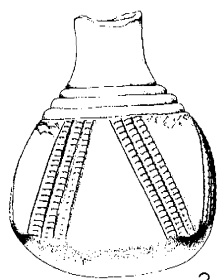
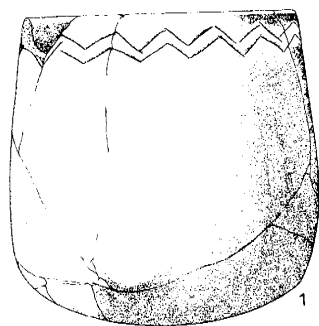


0 1 2 3 cm

PLANCHE 5

KAMILAMBA

- 1.T1 C2, godet kisalien.
- 2.Achat C1, flacon kisalien.
- 3.T1 C3, bol kisalien.
- 4.T1 C4, pot kisalien.
- 5.T1 C10, jatte kisalienne.
- 6.T2 C2, pot kabambien.



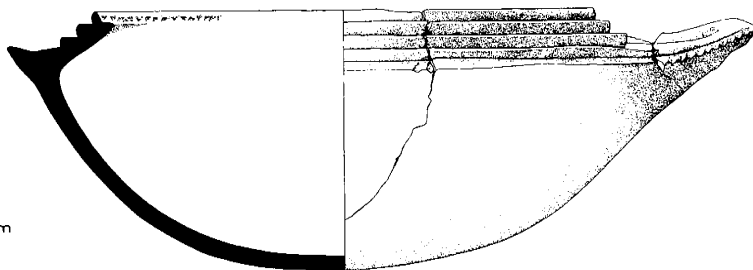
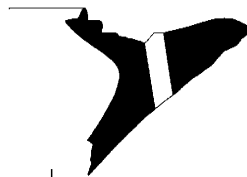
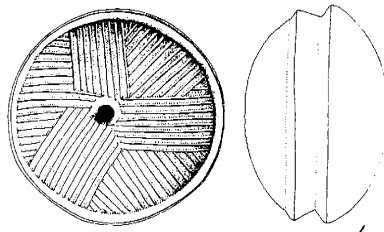
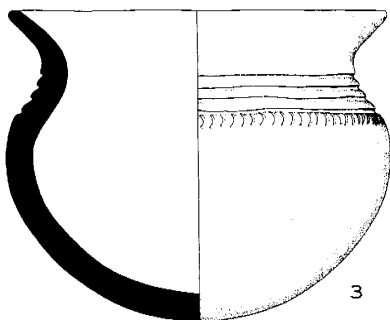
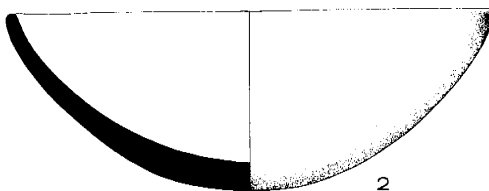
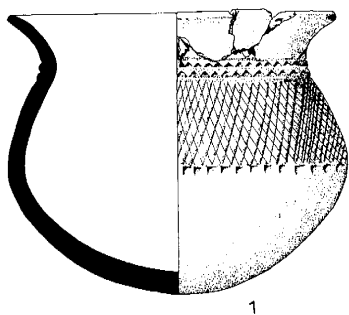
0 1 2 3cm



PLANCHE 6

KAMILAMBA

- 1.T4 C2, petit pot kabambien.
- 2.T4 C4, timbale kabambienne.
- 3.T4 C5, petit pot kabambien.
- 4.T4 C6, flacon kabambien.
- 6.TS C1, terrine kisalienne.
- 7.T6 C1, bouteille atypique (kisalienne ?).



0 1 2 3cm

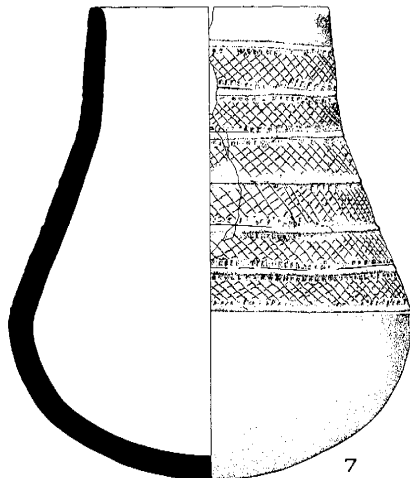
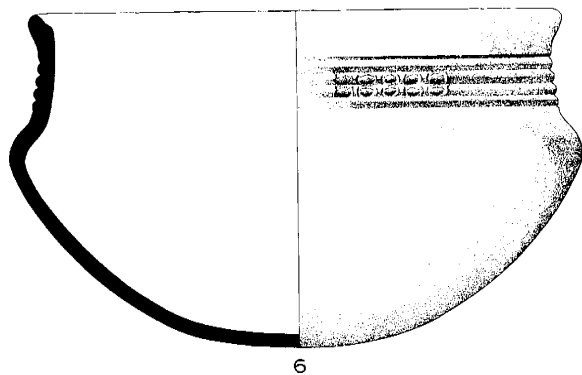
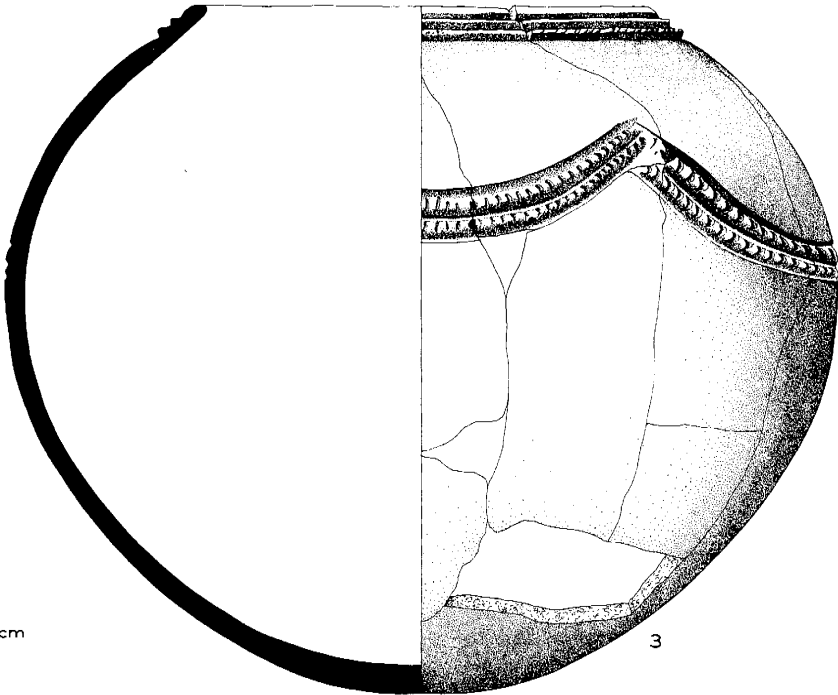
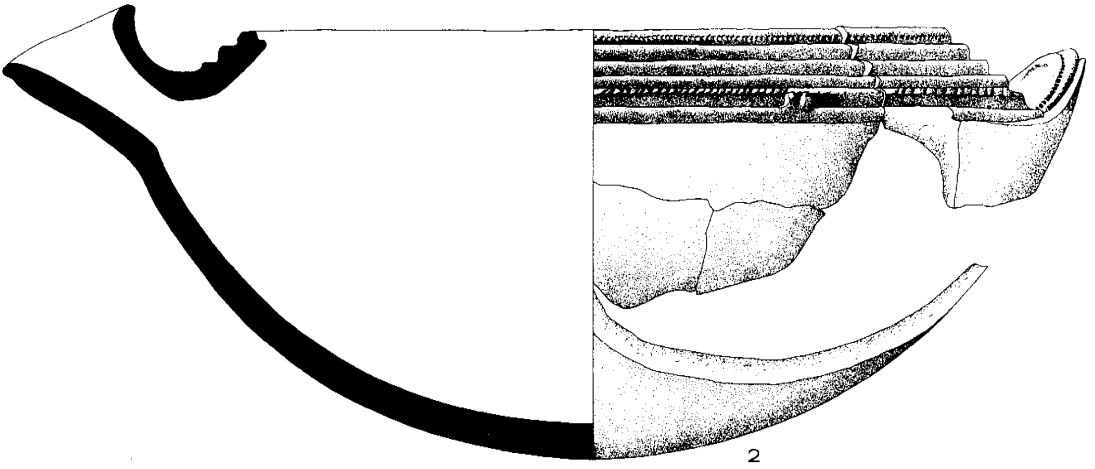
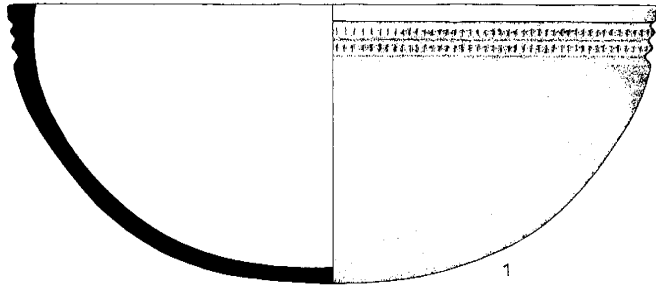


PLANCHE 7

KAMILAMBA

- 1.T7 C1, terrine kisalienne.
- 2.T7 C2, cuve kisalienne.
- 3.T7 C5, jarre kisalienne.



0 1 2 3cm




PLANCHE 8

KAMILAMBA

- 1.T7 C3, terrine sur pied, kisalienne.
- 2.T7 C4, pot kisalien.
- 3.T8 C1, pot kabambien.
- 4.T10 C1, petit pot, kisalien ancien.
- 5.T10 C4, petit pot, kisalien ancien.
- 6.T10 C2, pot, kisalien ancien.
- 7.T10 C3, pot, kisalien ancien.

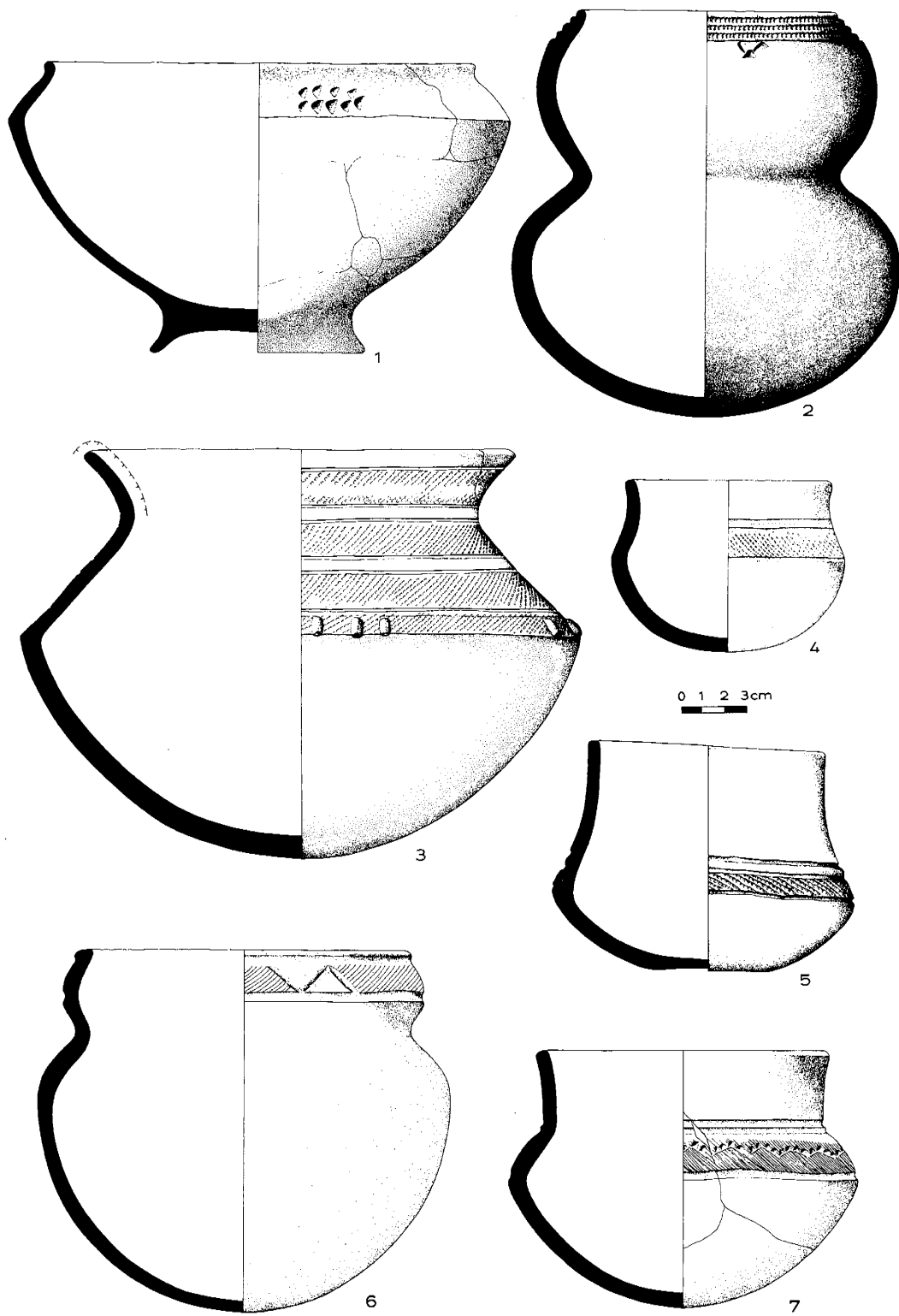
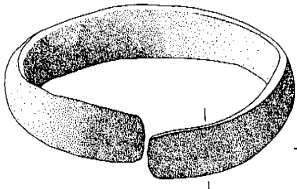


PLANCHE 9

KAMILAMBA

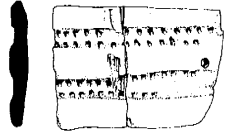
- 1.T7 U3, anneau en cuivre kisalien.
- 2.T7 U5, exemplaires des perles en cuivre enfilées sur un fil de fer; Kisalien.
- 3.T7 I1, fragment de bracelet en ivoire kisalien.
- 4.T7 U2, hameçon kisalien en cuivre.
5, 8, 9 et 10.
T7 F3, quatre exemplaires de pointes de lances kisaliennes en fer.
- 6.T7 F1, petite enclume kisalienne en fer.
- 7.T7 F5, lame de couteau kisalien.



1



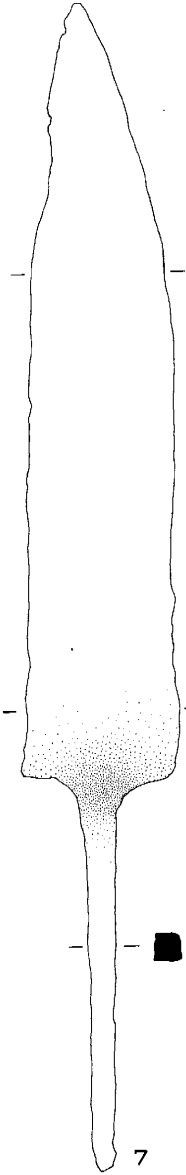
2



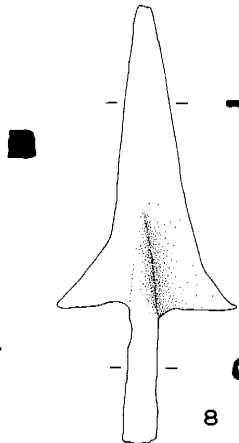
3



4



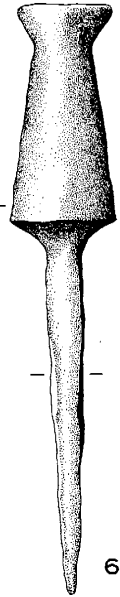
7



8



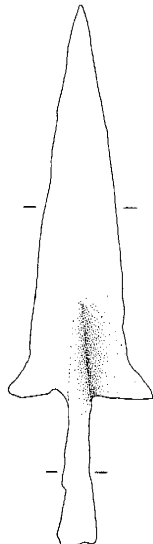
5



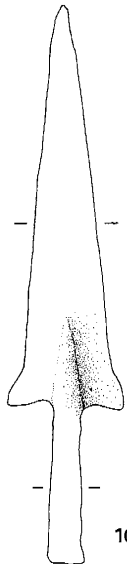
6



0 1 2 3 cm



9



10



PLANCHE 10

KAMILAMBA

- 1.T7 F2, fer d'une hache de parade kisalienne (réduite au tiers).
- 2.T7 F2, reconstitution montrant la manière dont les clous décoraient le manche de cette hache de parade kisalienne.

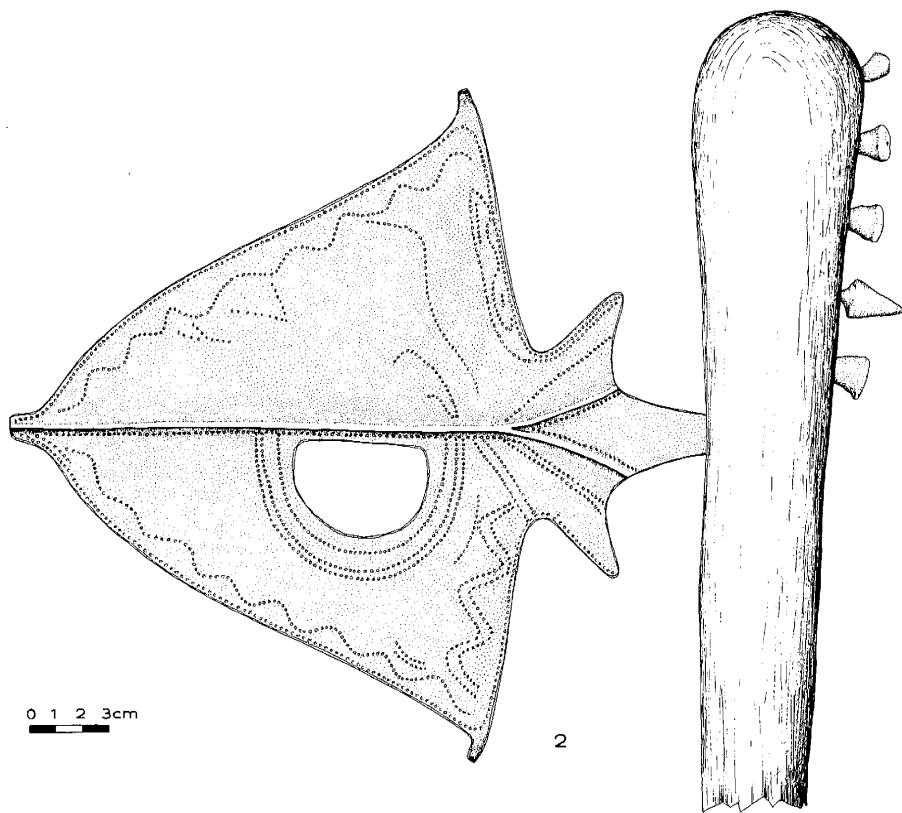
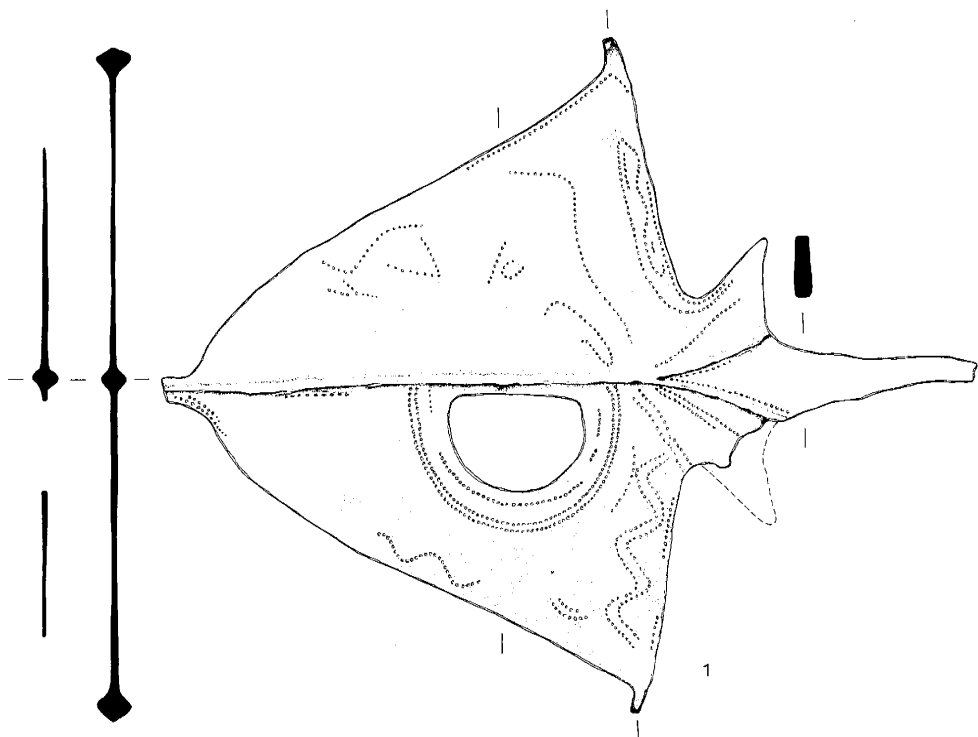


PLANCHE 11

KAMILAMBA

- 1.T3 U1, croisettes en cuivre, kabambiennes.
- 2.T5 U2, clou en cuivre, kabambien.
- 3.T5 U1, croisette en cuivre, kabambienne.
- 4.T8 F4, chevillère en fer, kabambienne.
- 5.T8 F3, fragment d'une ceinture de perles de fer, kabambien.
- 6.T10 U3, bracelet en cuivre, décoré au poinçon sur la face interne;
kisalien ancien.
- 7.T10 U7, chevillère en cuivre; kisalien ancien.
- 8.T10 U5, anneau en cuivre, décoré au poinçon sur la face interne;
kisalien ancien.
- 9.T10 U1, perles en cuivre d'un collier, kisalien ancien.
- 10.T11 F1, pointe de flèche en fer, kisalienne.


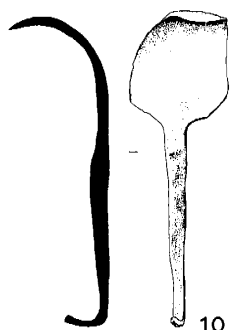
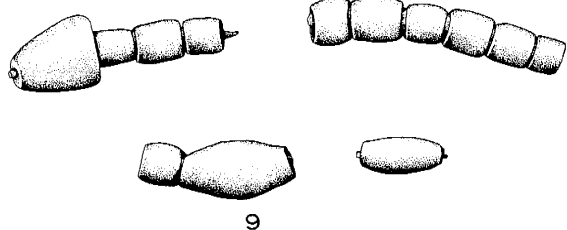
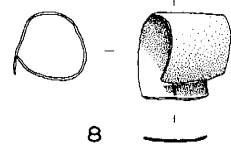
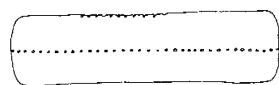
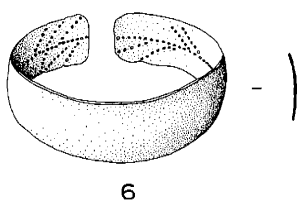


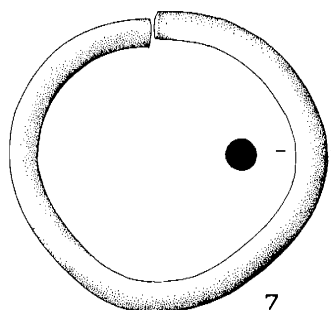
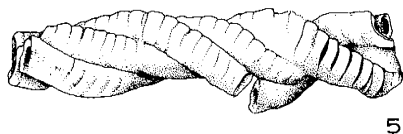
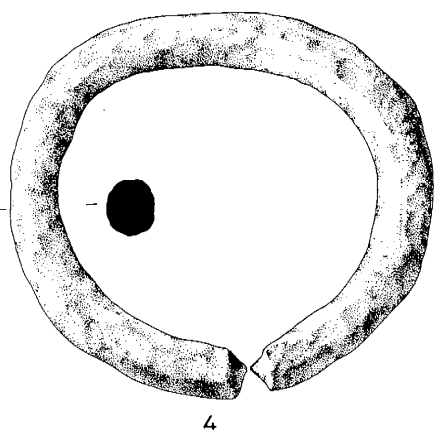
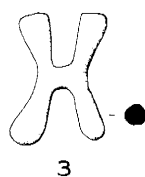
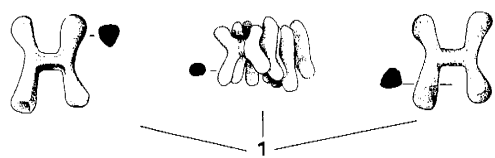
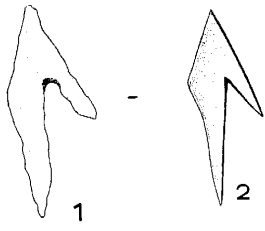


PLANCHE 12

KAMILAMBA

- 1.T13 F4, pointe de flèche ou de harpon en fer, fortement altérée; kamilambienne.
- 2.T13 F4, reconstitution de l'aspect original d'une de ces pointes.
- 3.T13 F5, lame recourbée d'un couteau en fer, altérée; kamilambien.
- 4.T13 F2, contour d'un objet en fer fortement altéré, le métal ne subsistait qu'en son centre; fer de houe usé? kamilambien.
- 5.T13 F1, fer de hache, fortement altéré; kamilambien.
- 6.T13 F3, contour d'une pointe de lance (?) en fer, fortement altéré; kamilambien.
- 7.Fosse dans E4, meule dormante en quartzite entourée de cupules; kisalien.



0 1 2 3cm

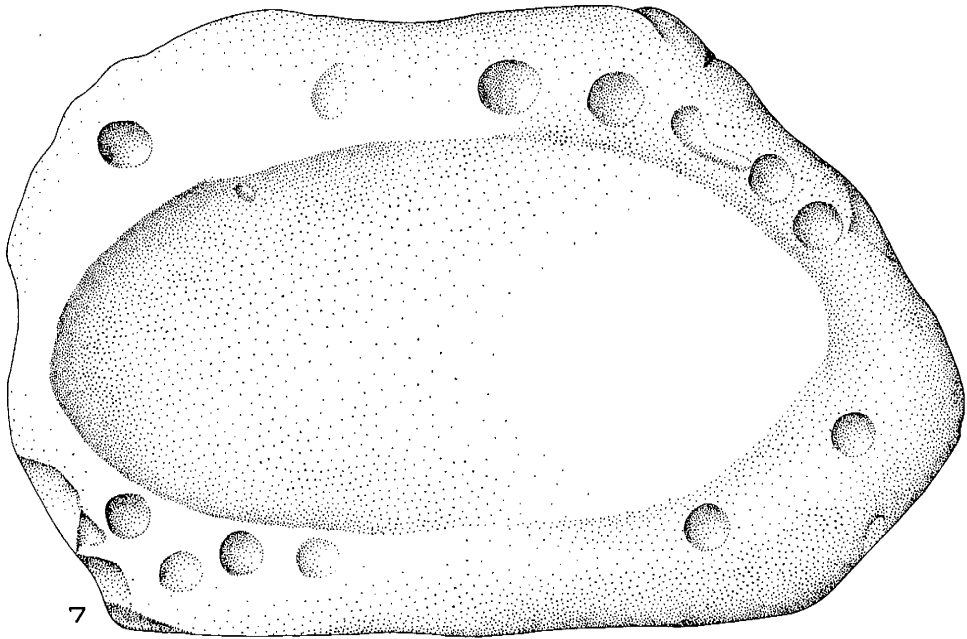

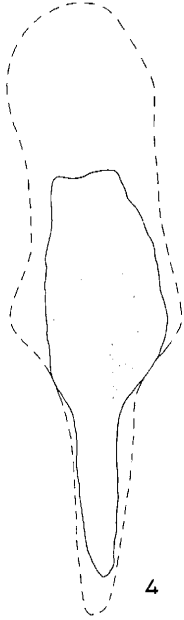
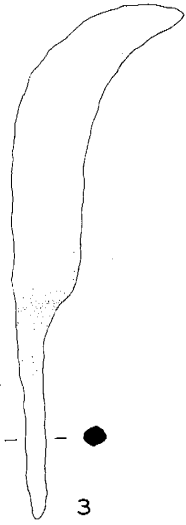



PLANCHE 13

KAMILAMBA

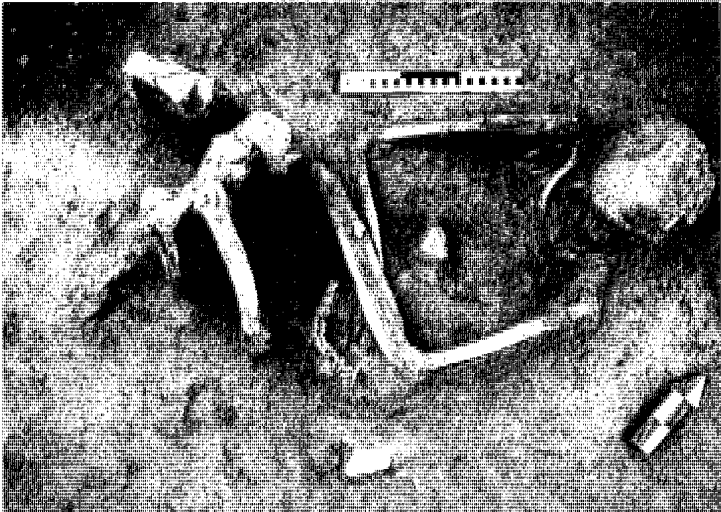
1. Vue panoramique du site et du village.
2. La tombe T1, kisalienne.
3. Détail de la tombe kabambienne T3, on distingue le long de l'avant-bras, les croisettes liées les unes aux autres.



1



2



3

PLANCHE 14

KAMILAMBA

1. La tombe T5, kabambienne (ou transition Kisalien-Kabambien); on distingue la croisette U1 sur le bassin.
2. La tombe T7, kisalienne.
3. Détail de la tombe kisalienne T7 montrant la hache de parade avec les clous qui décoraient le manche, et, contre le crâne, l'enclume F1.



1



2




3

PLANCHE 15

KAMILAMBA

1. La tombe T10, kisalienne ancienne.
2. La tombe T11, kisalienne.
3. La tombe T13, kamilambienne avec le fer de hache (1), la houe (?) usée (2) et les pointes de flèche (3). Dans le profil, on distingue la couche C2 nettement plus foncée.



1



2

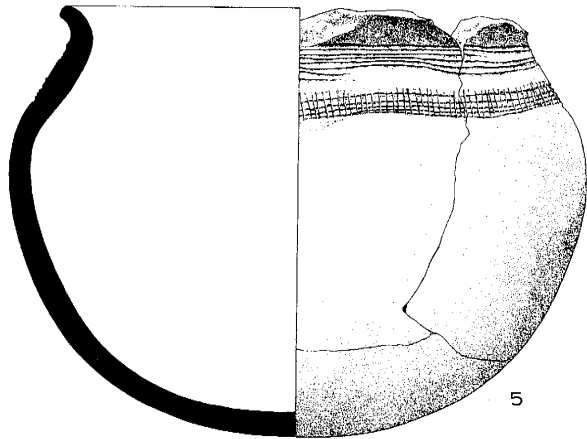
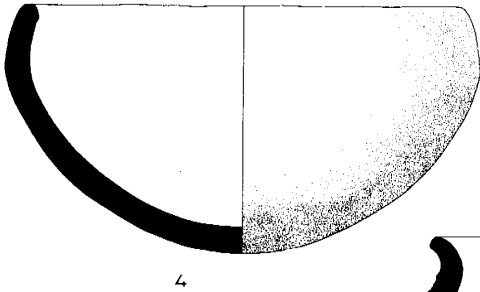
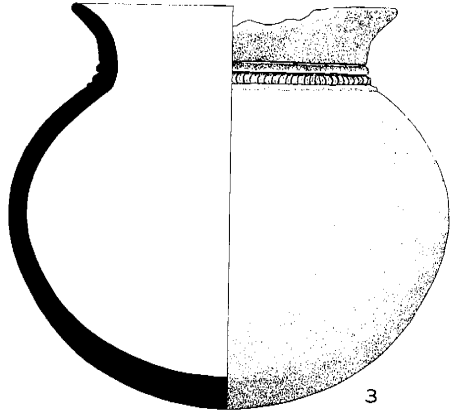
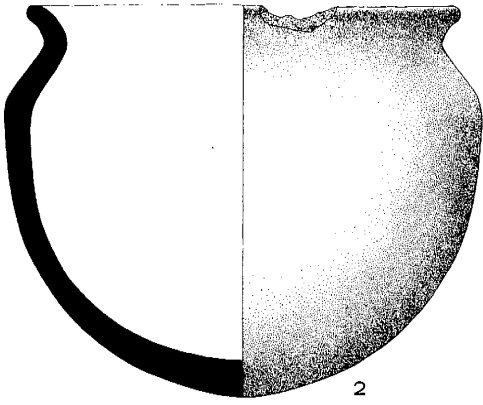
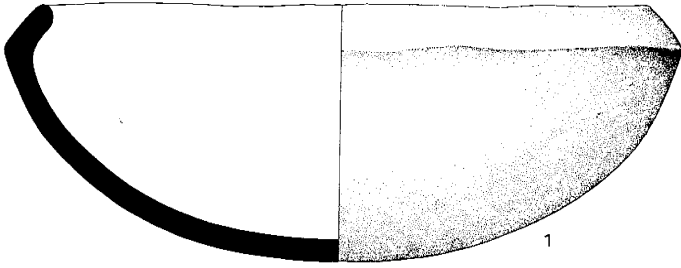


3

PLANCHE 16

KIKULU

- 1.T2 C1, terrine kabambienne.
- 2.T2 C2, pot kabambien.
- 3.T2 C3, pot kabambien.
- 4.T2 C17, jatte kabambienne.
- 5.T2 C4, pot kabambien.



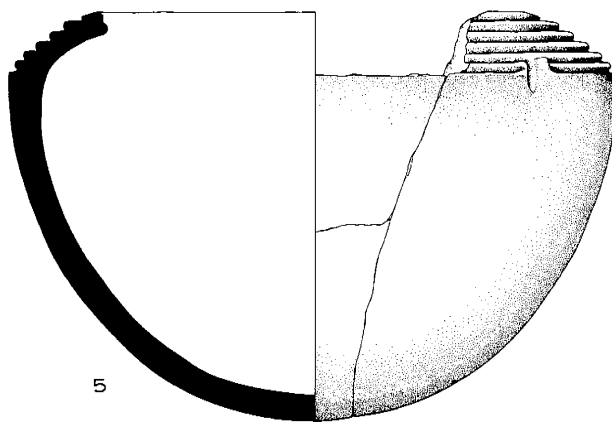
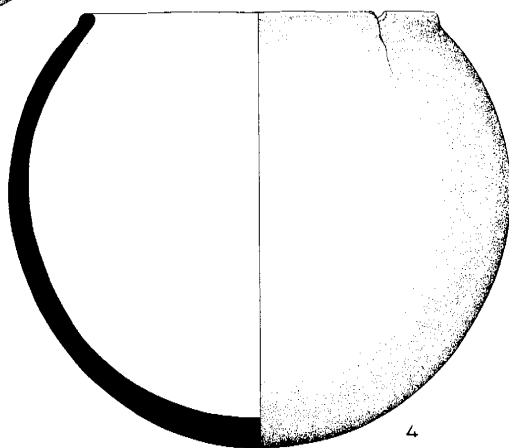
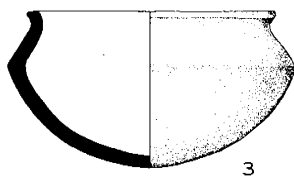
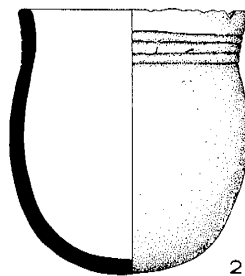
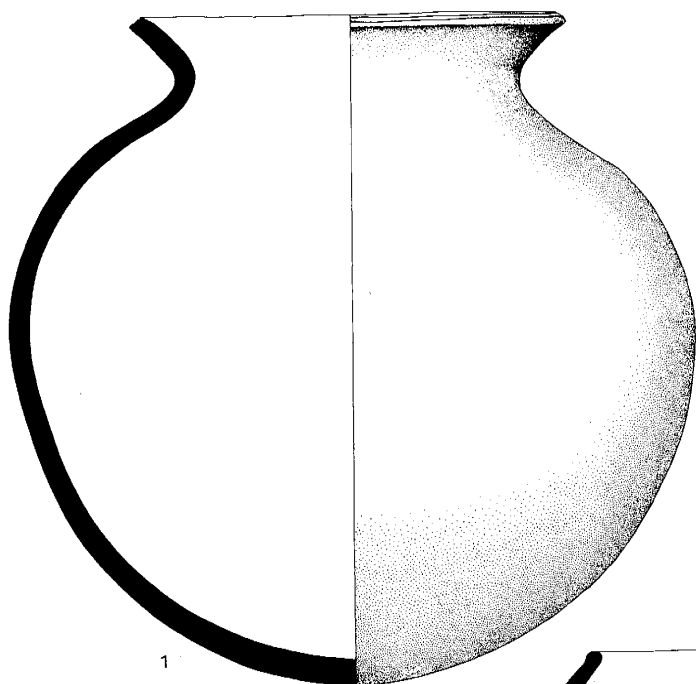
0 1 2 3cm

A horizontal scale bar with four segments, labeled '0', '1', '2', and '3cm' from left to right.

PLANCHE 17

KIKULU

- 1.T3 C2, pot kabambien.
- 2.T4 C2, petit pot atypique (kabambien ?).
- 3.T7 C1, petit pot atypique (kisalien ?).
- 4.T8 C1bis, pot, kisalien.
- 5.T8 C2, pot, kisalien.



0 1 2 3cm


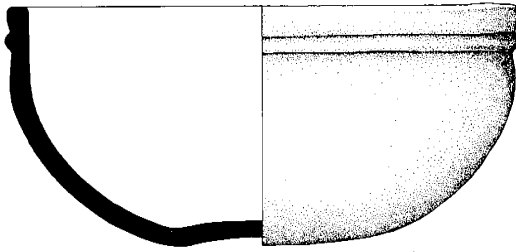


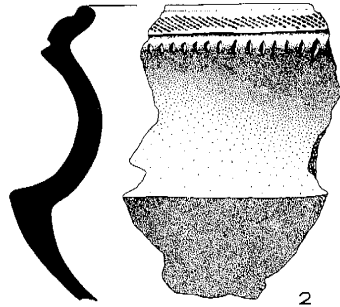
PLANCHE 18

KIKULU

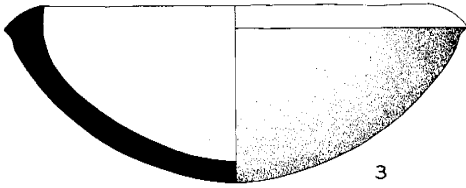
- 1.T11 C1, timbale atypique.
- 2.T13 C2, terrine, kisalienne.
- 4.T14 C2, pot, kisalien ancien.
- 5.T14 C1, petit pot, kisalien ancien.
- 6.T14 C3, terrine, kisalienne ancienne.
- 7.T16 C1, écuelle, kisalienne.
- 8.T16 C2, bol, kisalien.



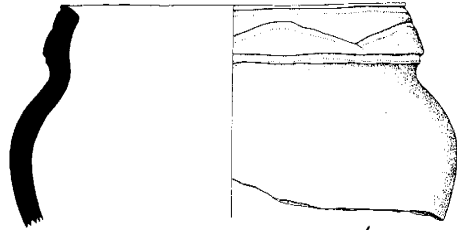
1



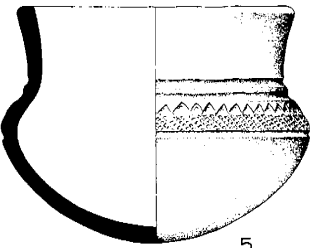
2



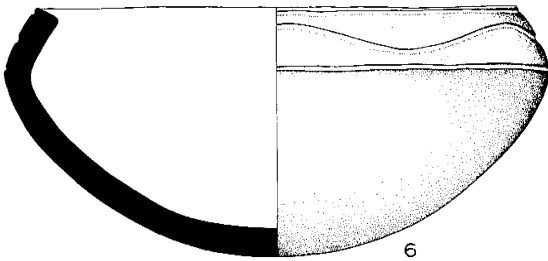
3



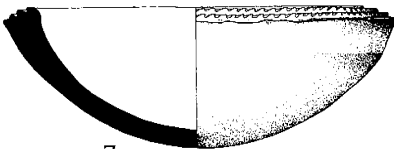
4



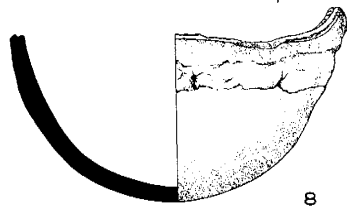
5



6



7



8

0 1 2 3cm

PLANCHE 19

KIKULU

- 1.T19 C2, fragments de jarre kabambienne.
- 2.T20 C6, flacon kabambien.
- 3.T19 C1, pot kabambien.
- 4.T20 C6, pot kabambien.

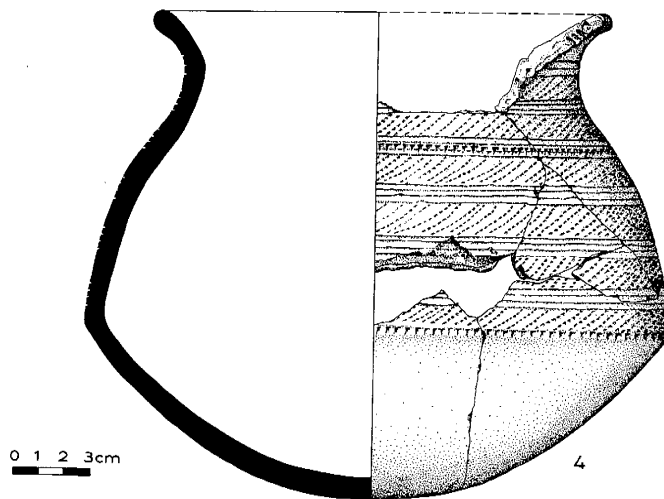
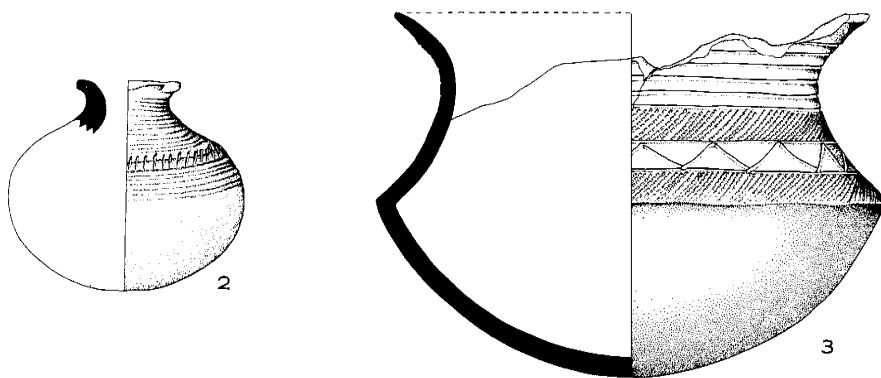
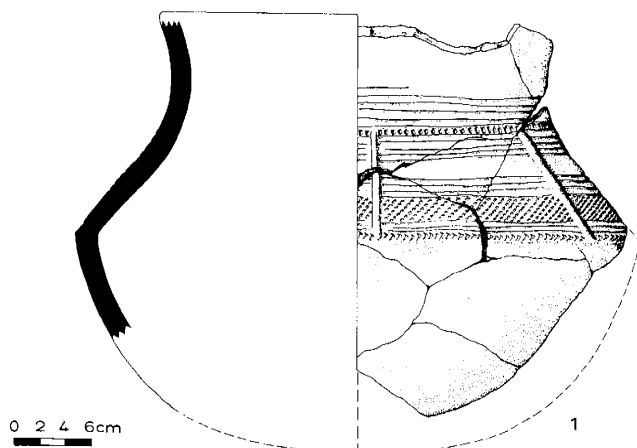
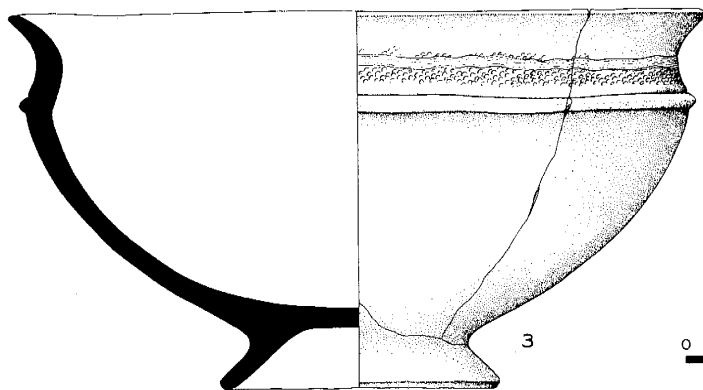
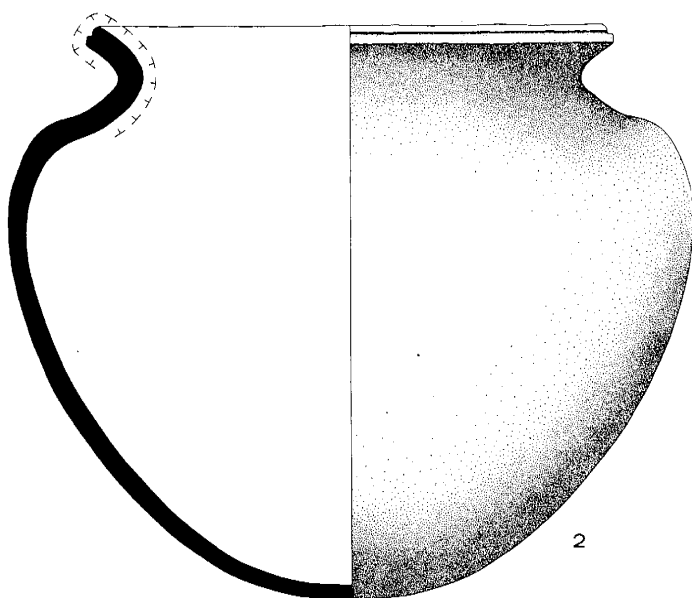
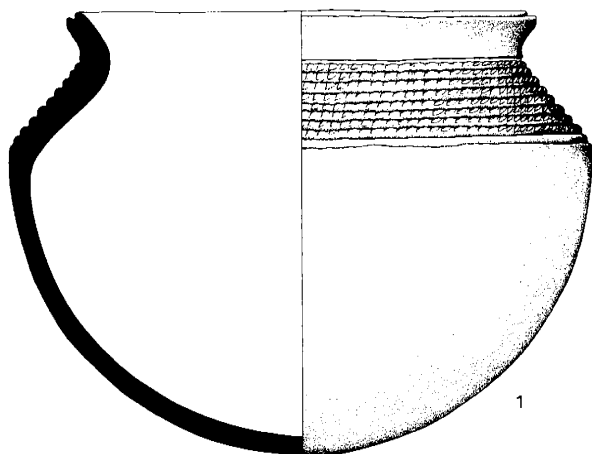


PLANCHE 20

KIKULU

- 1.T20 C2, pot kabambien.
- 2.T20 C1, pot kabambien.
- 3.T21 C2, coupe kabambienne.



0 1 2 3cm


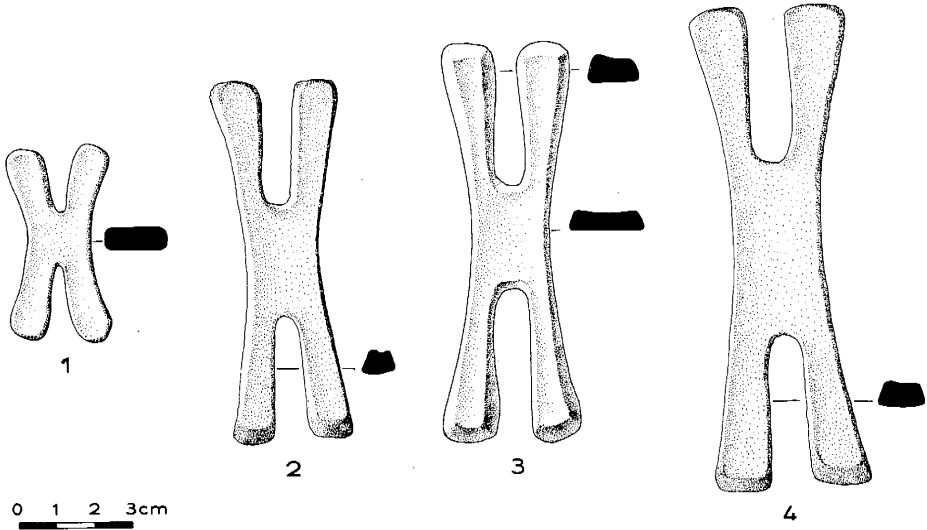


PLANCHE 21

KIKULU

- 1.T2 U3, croisette moyenne de type HH, kabambienne.
- 2.T10 U2, grande croisette de type H1H, kabambienne.
- 3.T10 U1, grande croisette de type H1H, kabambienne.
- 4.T22 U2, grande croisette de type H1H, kabambienne.
- 5.T20 U1, grande croisette de type H1H, kabambienne.
- 6.T15 U2, grande croisette de type H1H, kabambienne.
- 7.T15 U2, grande croisette de type H1H, kabambienne.



0 1 2 3cm

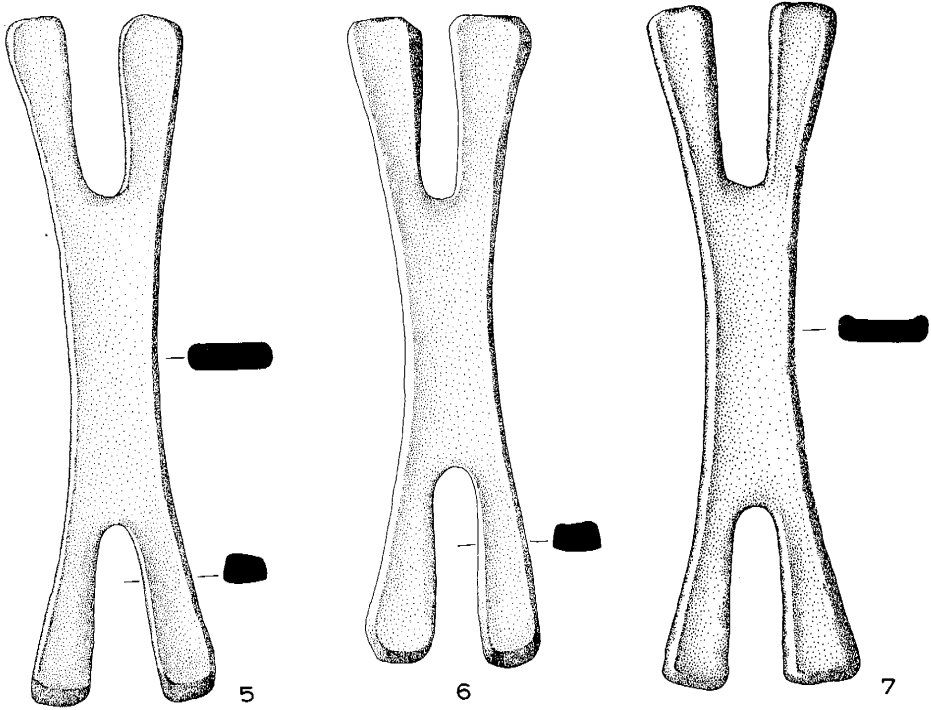


PLANCHE 22

KIKULU

- 1.T5-6 U2, ruban en cuivre qui décorait un bâton dans l'extrémité duquel était fiché un clou. La vue en coupe montre qu'un petit clou de cuivre fixait le ruban au bois, kabambien.
- 2.T21 F1, chevillère en fer, kabambienne.
- 3.T15 U1, bracelet en cuivre, kabambien.
- 4.T17 U1, anneau en cuivre, récent?
- 5.T3 F1, fer de houe, kabambien.
- 6.T7 F5, hameçon en fer, kisalien?
- 7.T7 F5, hameçon en fer, kisalien?
- 8.T7 U2, hameçon en cuivre, kisalien?

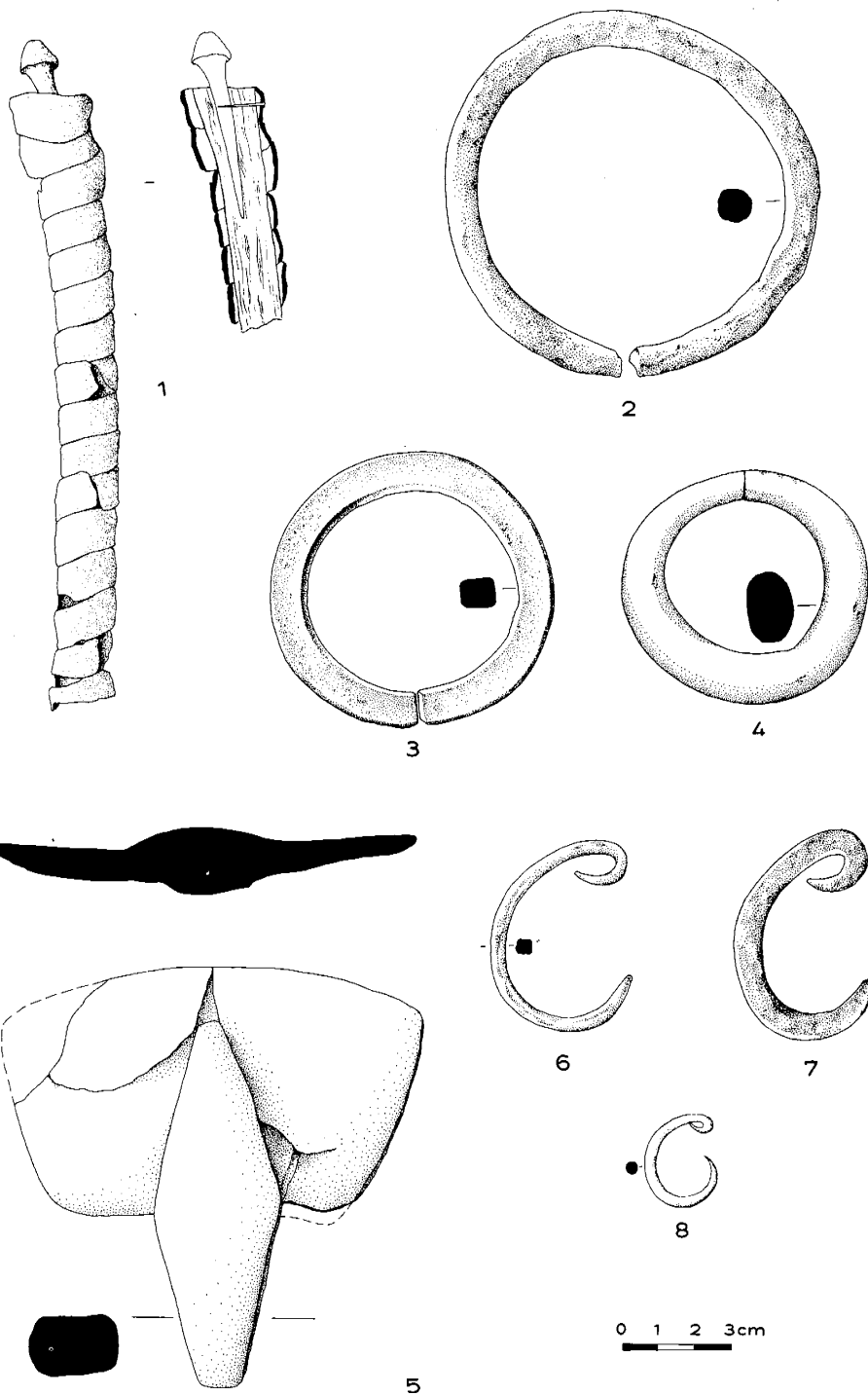
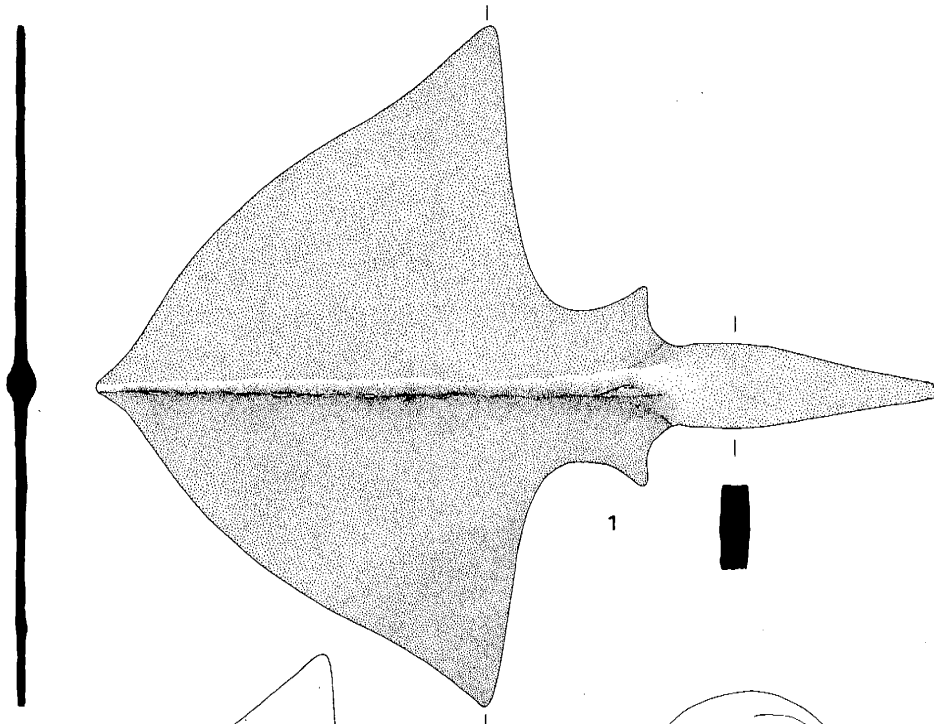


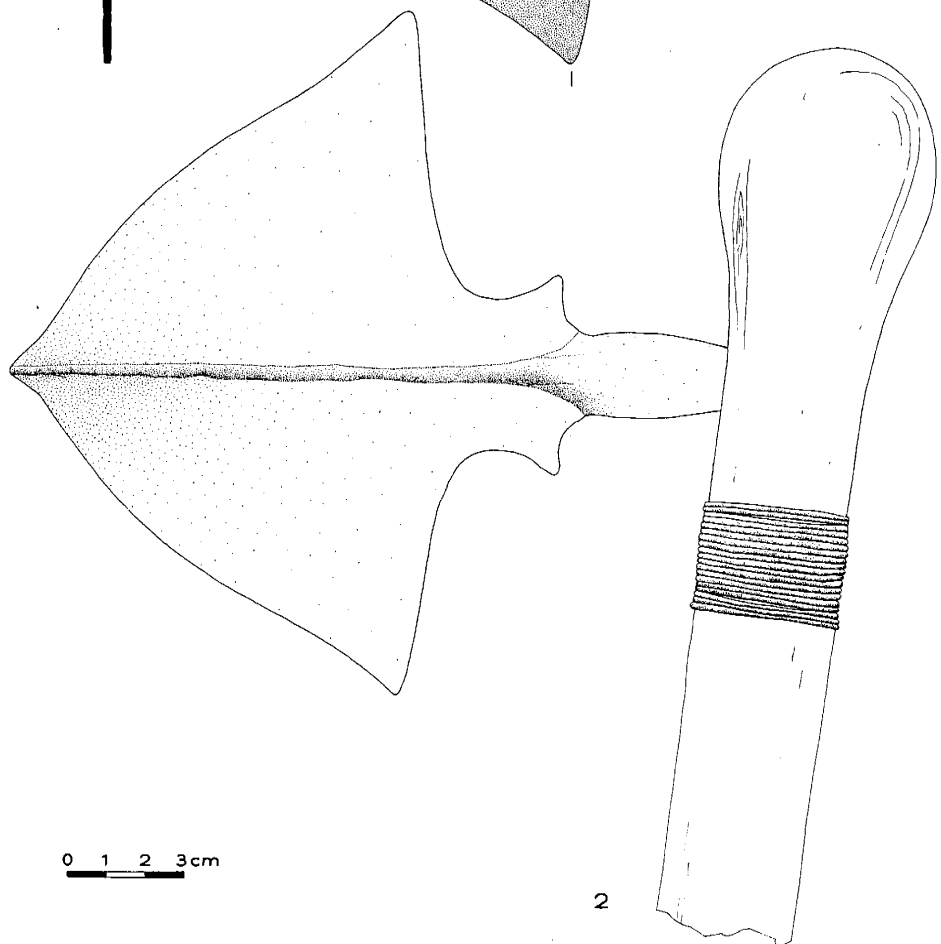
PLANCHE 23

KIKULU

- 1.T7 F1, fer de hache d'apparat; kisalieu (2).
- 2.T7 F1, reconstitution de la manière dont un fil en cuivre décorait le manche de la hache d'apparat.



1



2

0 1 2 3cm

PLANCHE 24

KIKULU

Le site, vue panoramique de 360° depuis le point zéro. On distingue successivement la piste menant au village, les fouilles aux tranchées D, l'exutoire du lac Kabamba, le fleuve Zaïre, le port de Kikulu, la rivière Bombe qui se jette dans le fleuve et, à nouveau, la piste menant au village.

S-



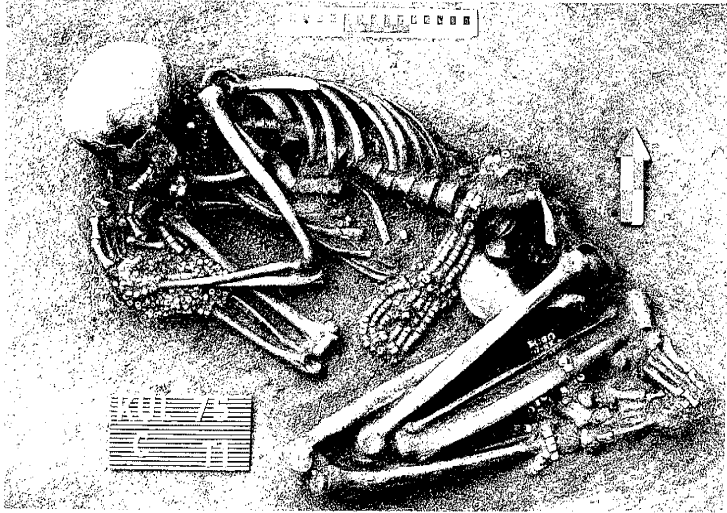
Z-



PLANCHE 25

KIKULU

1. La tombe T1, récente.
2. La tombe T2, kabambienne.
3. La tombe T7, kisalienne (?).



1



KUL 75
D1 T2

2



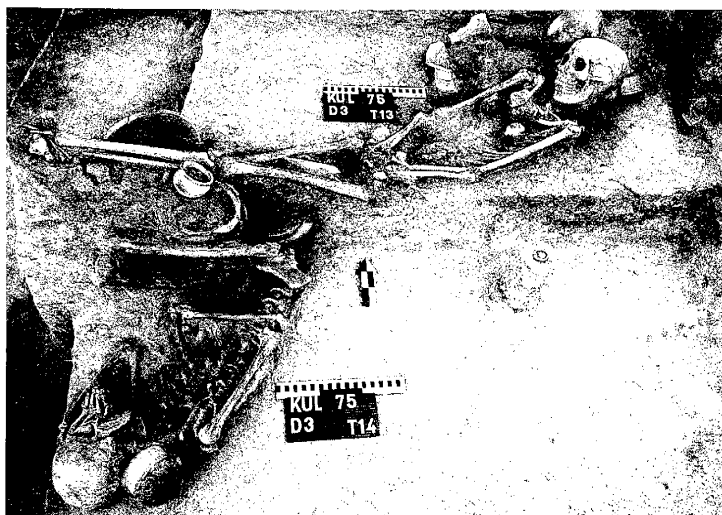
KUL 75
D T7

3

PLANCHE 26

KIKULU


1. La tombe T13, kabambienne ou transition Kisalien-Kabambien; les jambes de son squelette surmontent les pieds du squelette de la tombe kisalienne T14.
2. La tombe T19, kabambienne.
3. Après enlèvement des poteries, position du squelette de la tombe kabambienne T20.



1



2

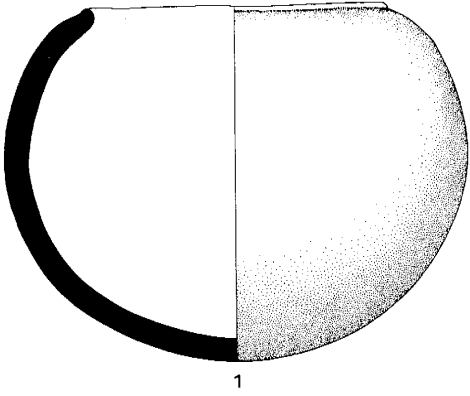


3

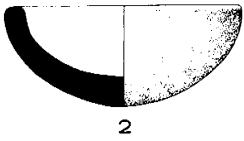
PLANCHE 27

MALEMBA-NKULU

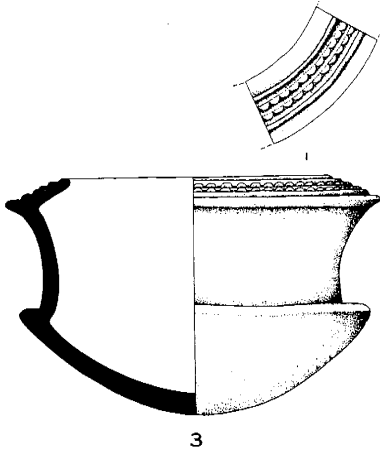
- 1.T1 C1, pot kabambien.
- 2.T2 C2, écuelle kabambienne.
- 3.T2 C4, petit pot kabambien.
- 4.T3 C7, jarre kabambienne.



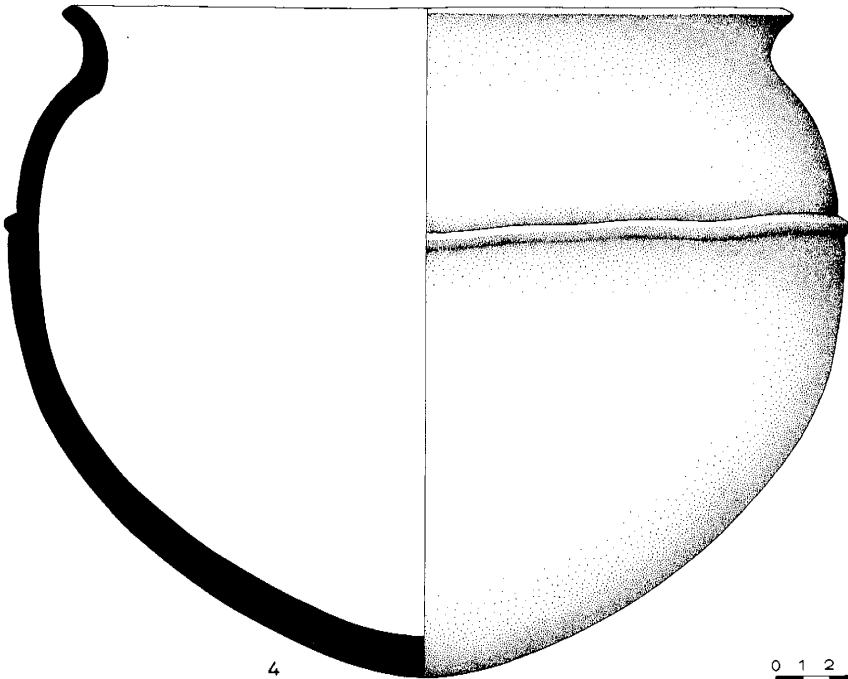
1



2



3



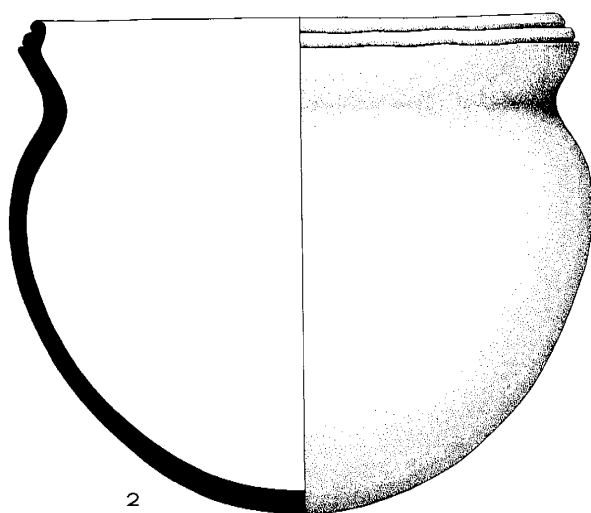
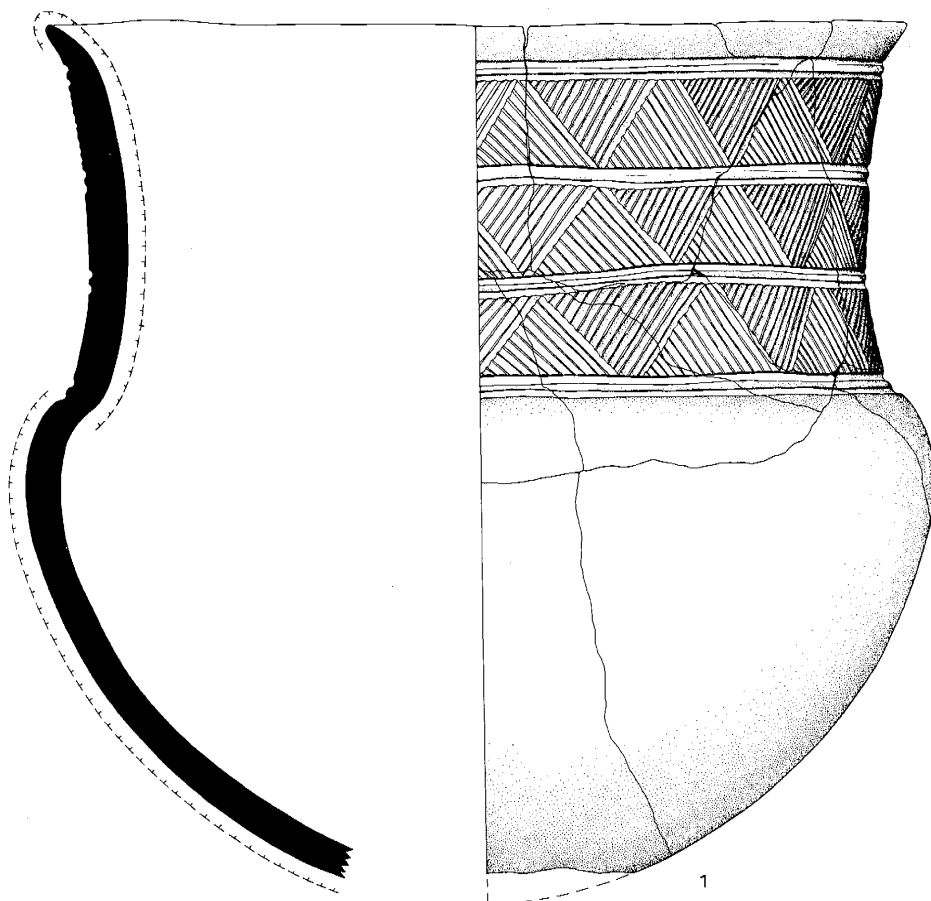
4

0 1 2 3cm

PLANCHE 28

MALEMBA-NKULU

- 1.T3 C8, jarre kabambienne.
- 2.T10 C3, pot kisalien.
- 3.T10 C6, bol kisalien.



0 1 2 3cm


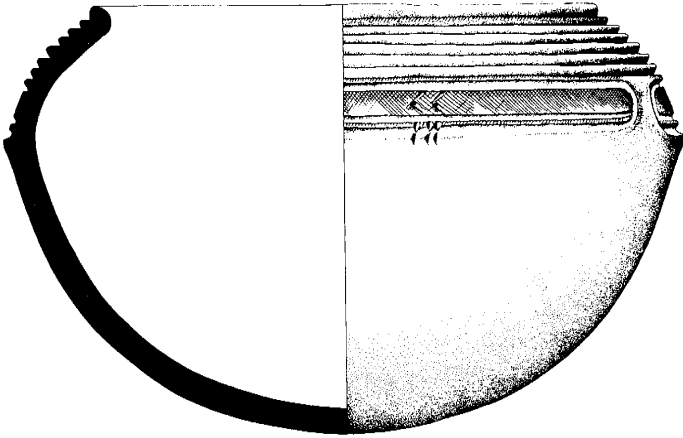


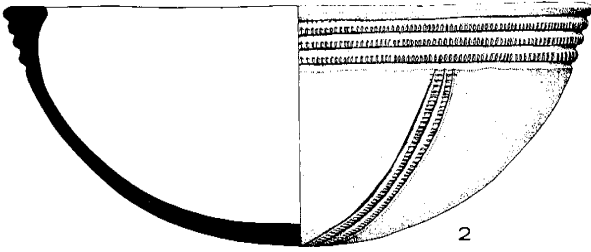
PLANCHE 29

MALEMBA-NKULU

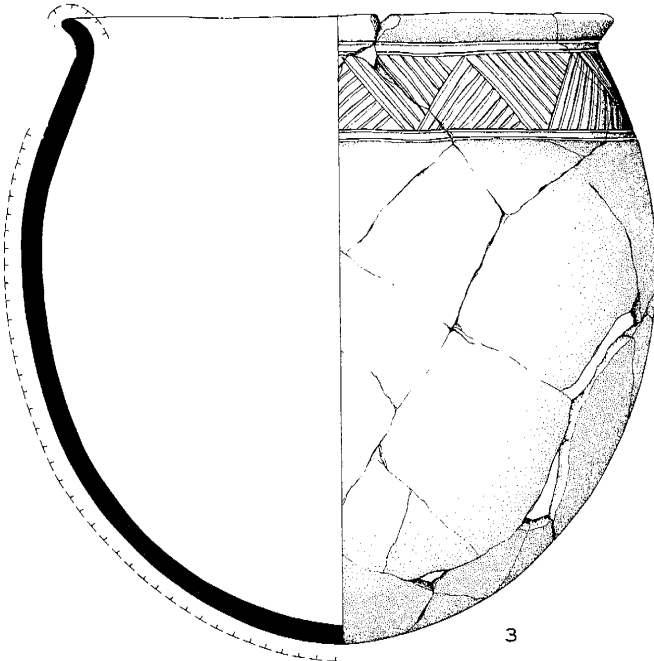
- 1.T10 C7, pot kisalien.
- 2.T10 C10, terrine kisalienne.
- 3.T13 C1, pot kabambien.



1



2



3


0 1 2 3cm



PLANCHE 30

MALEMBA-Nkulu


- 1.T14 C4, pot kabambien.
- 2.T18 C19, petit pot kabambien.
- 3.T19 C1, pot kabambien B.
- 4.T23 C2, pot kabambien.
- 5.T24 C1, petit pot kabambien.
- 6.T26 C1, fuseau plein en terre cuite, kabambien.
- 7.T26 C11, terrine sur pied, kabambienne.



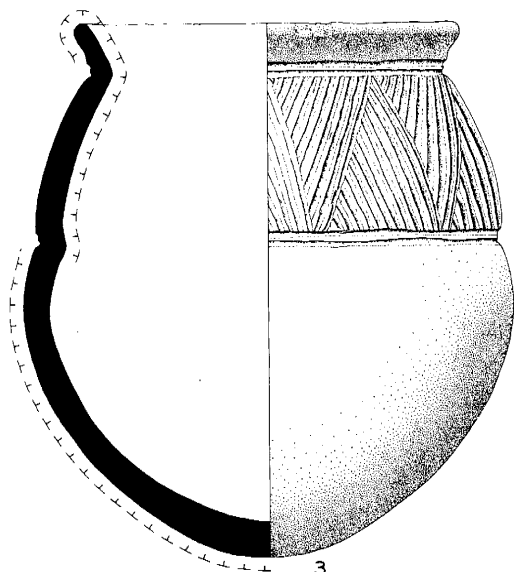
1




2



4

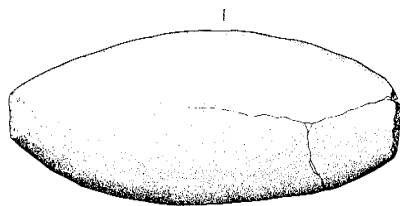


3





5

0 1 2 3cm



6



7

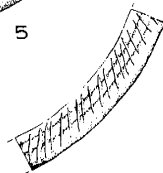


PLANCHE 31

MALEMBA-NKULU

- 1.T26 C3, jarre kabambienne.
- 2.T26 C12, très grand entonnoir kabambien (réduit au 1/6).

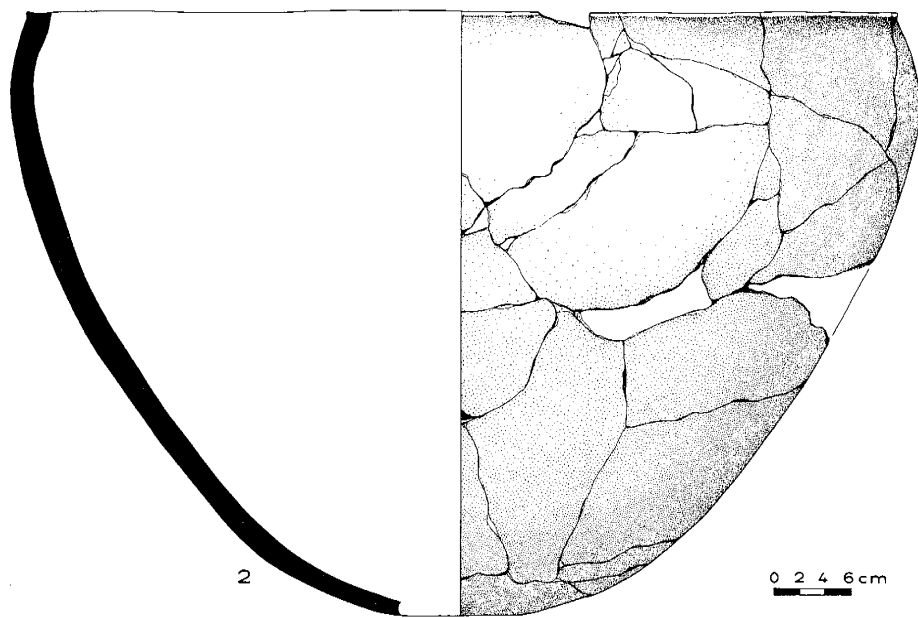
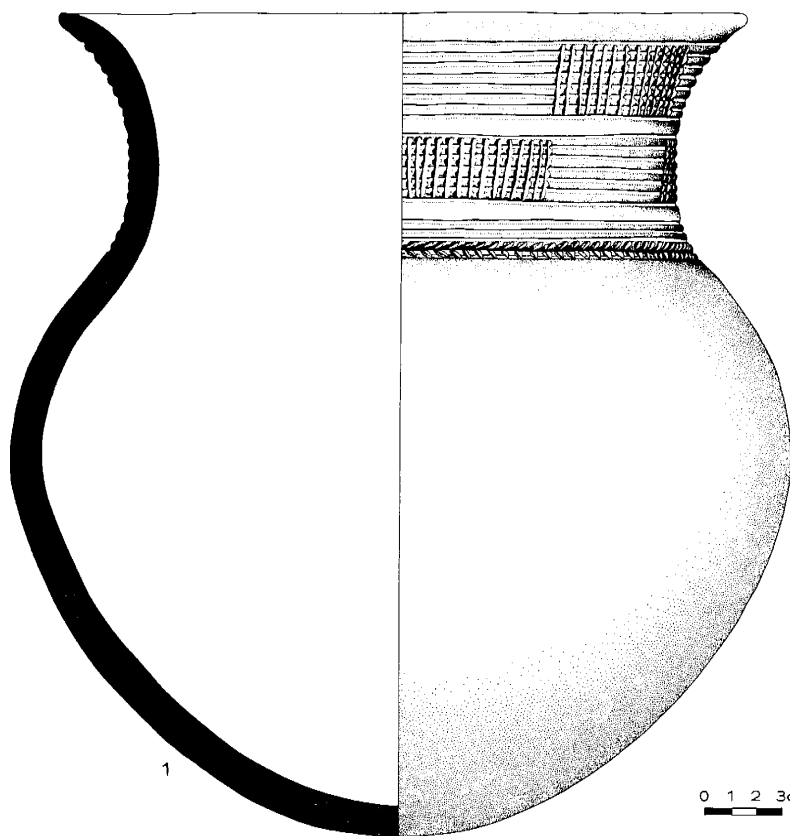
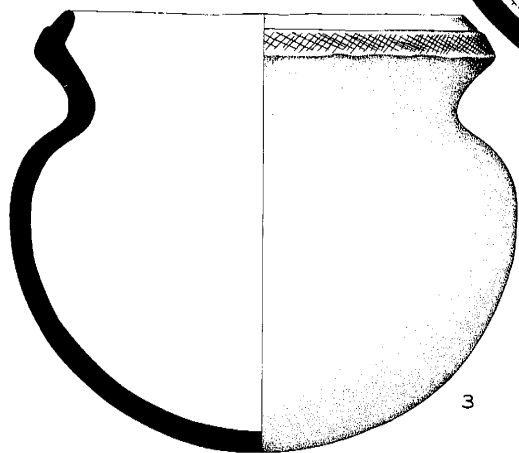
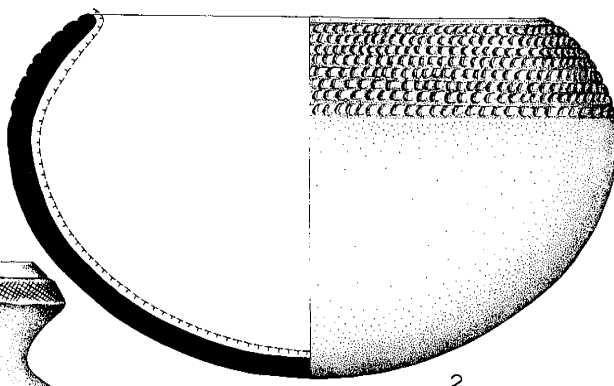
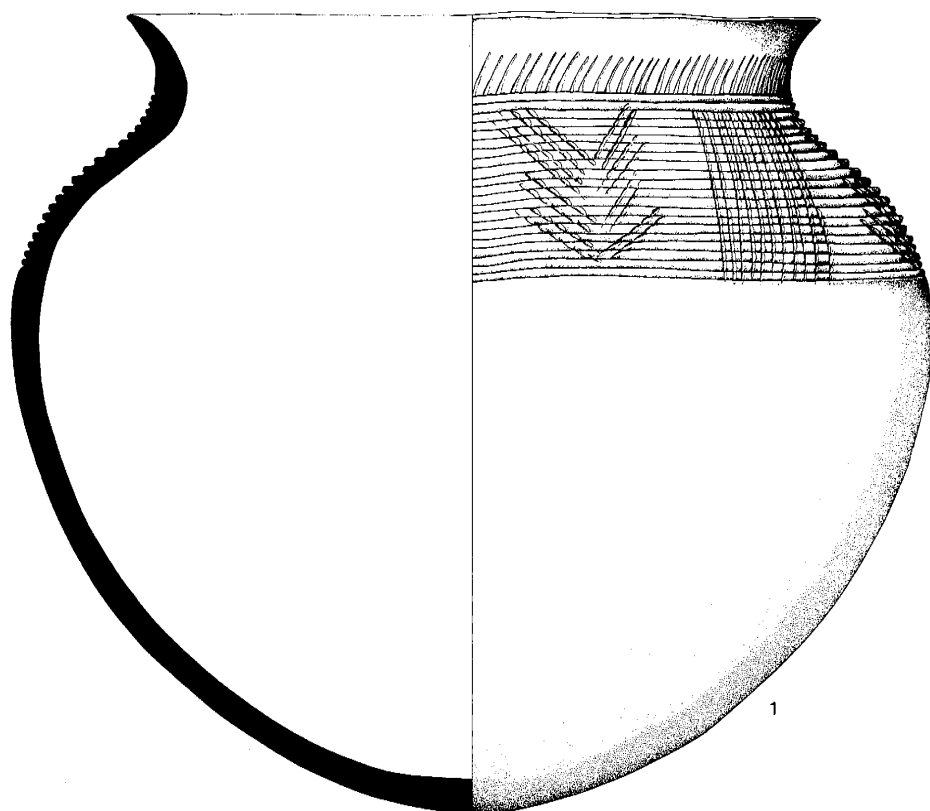


PLANCHE 32

MALEMBA-NKULU

- 1.T26 C21, jarre kabambienne.
- 2.T26 C2, pot kabambien.
- 3.T28 C3, pot kisalien.

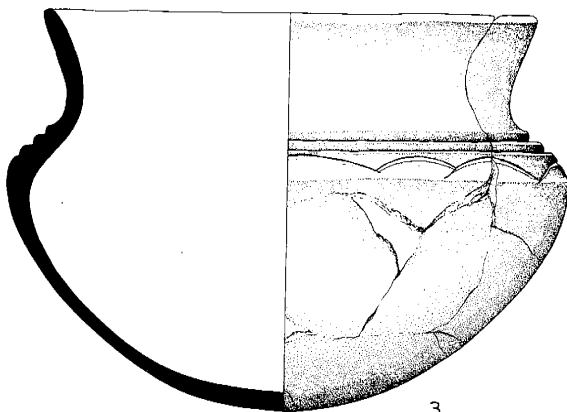

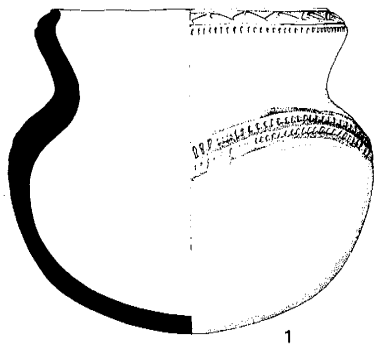


0 1 2 3cm

PLANCHE 33

MALEMBA-NKULU

- 1.T30 C1, petit pot kisalien.
- 2.T30 C5, brasero trilobé kisalien.
- 3.T30 C6, pot kisalien.
- 4.T40 C14, petit pot kisalien.
- 5.T30 C11, pot kisalien.
- 6.T30 C13, petit pot kisalien.



0 1 2 3cm

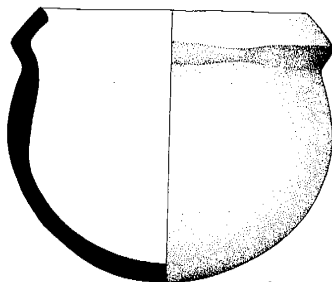
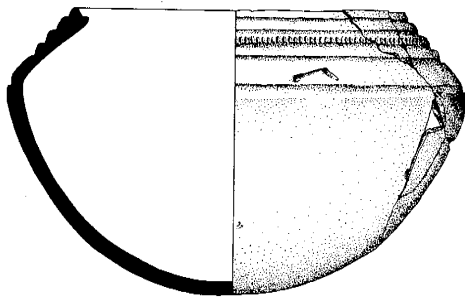

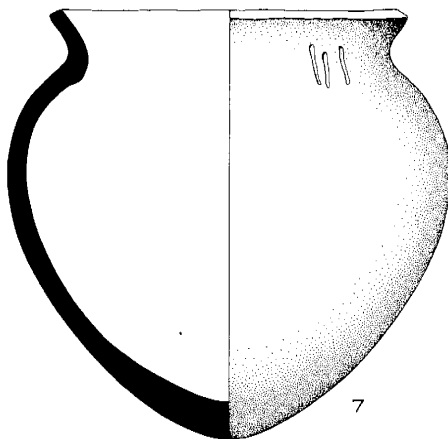
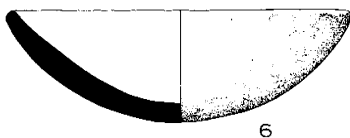
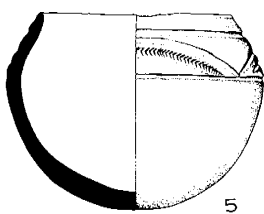
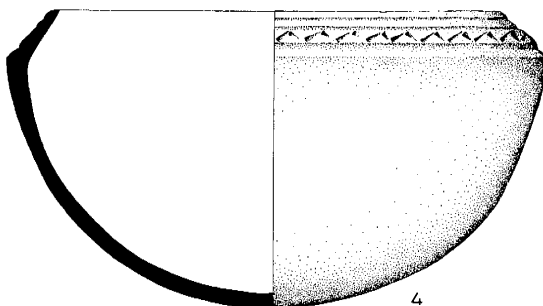
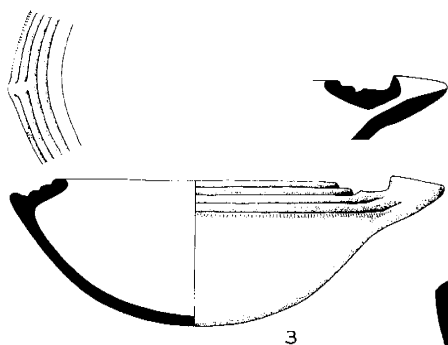
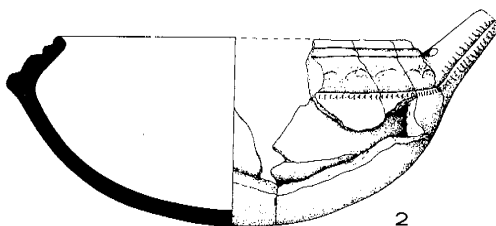
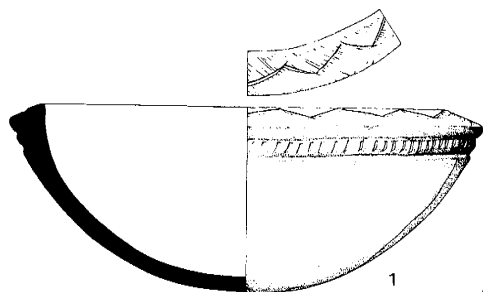


PLANCHE 34

MALEMBA-NKULU

- 1.T30 C4, terrine kisalienne.
- 2.T31 C2, timbale kisalienne.
- 3.T34 C1, écuelle kisalienne.
- 4.T34 C2, jatte kisalienne.
- 5.T34 C4, bol kisalien.
- 6.T35 C2, soucoupe kabambienne.
- 7.T35 C1, pot kabambien.

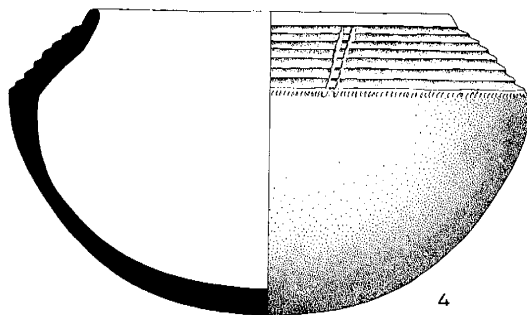
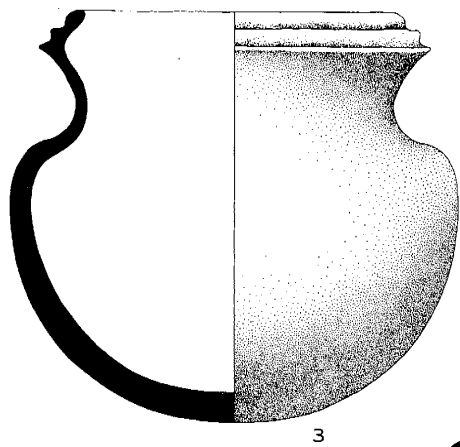
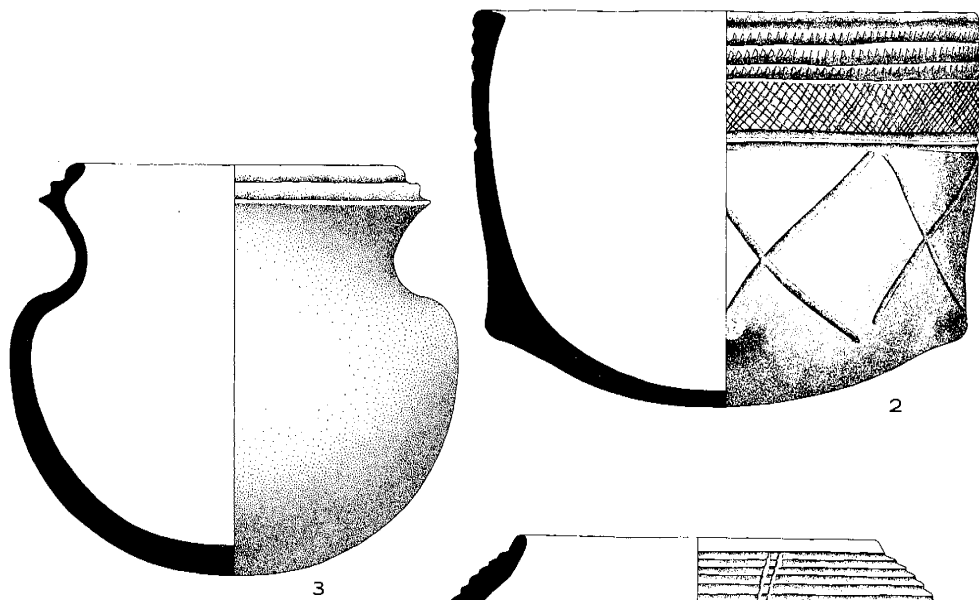



0 1 2 3cm

PLANCHE 35

MALEMBA-NKULU

- 1.T36 C4, pot kisalien ancien.
- 2.T37 C1, jatte kisalienne.
- 3.T37 C5, pot kisalien.
- 4.T37 C10, pot kisalien.



0 1 2 3cm

PLANCHE 36

MALEMBA-NKULU

- 1.T1 U1, petites croisettes de type HH, kabambiennes.
- 2.T1 F2, fer de coutelas kabambien.
- 3.T3 F3, fermoir d'une ceinture en fer, kabambienne.
- 4.T3 F5, pointe de flèche en fer, kabambienne.
- 5.T3 U1, petite croisette de type HH, kabambienne.
- 6.T13 U1, très petites croisette de type HH, kabambienne B.
- 7.T19 U1, 4 très petites croisettes de type HH, kabambiennes B.
- 8.T7 U1 F1, tige de cuivre en hameçon de fer, kabambiens.
- 9.T10 F4, bracelets en fer, kisalians.
- 10.T10 C13, bord, kamilambien?
- 11.T10 F3, cloche en fer avec battant, kisalienne.
- 12.T10 F1, fer de lance, ksalien.
- 13.T10 F6, fer de lance, ksalien.
- 14.T10 F7, grand harpon en fer, ksalien.


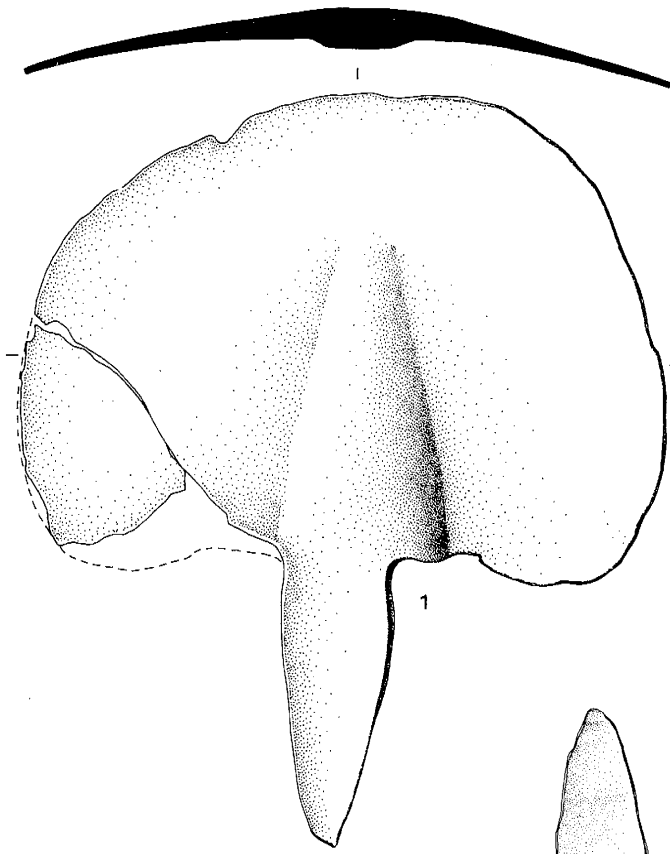


PLANCHE 37

MALEMBA-NKULU

- 1.T27 F7, fer de houe; kabambien.
- 2.T26 U1, croisettes moyennes de type HH; kabambien.
- 3.T26 U2, ruban décorant un morceau de bois; kabambien.
- 4.T27 F3c, fer de lance; kabambien.
- 5.T27 F3c, fer de lance; kabambien.
- 6.T27 F3c, fer de lance; kabambien.
- 7.T27 U1, croisettes moyennes de type HH; kabambien.
- 8.T27 U1, croisette moyenne de type HH; kabambien.
- 9.T27 U1, croisette moyenne de type HH; kabambien.



0 1 2 3cm

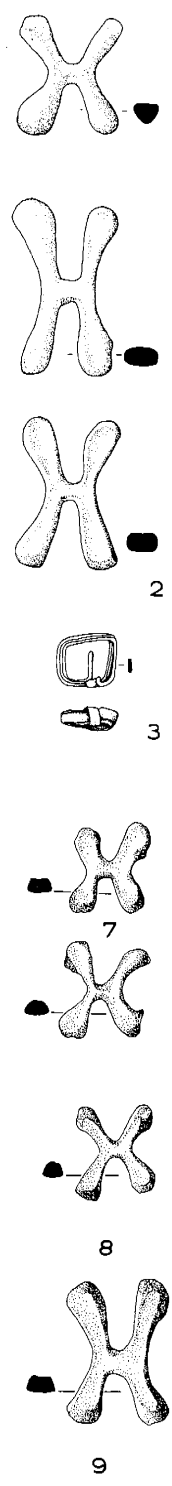
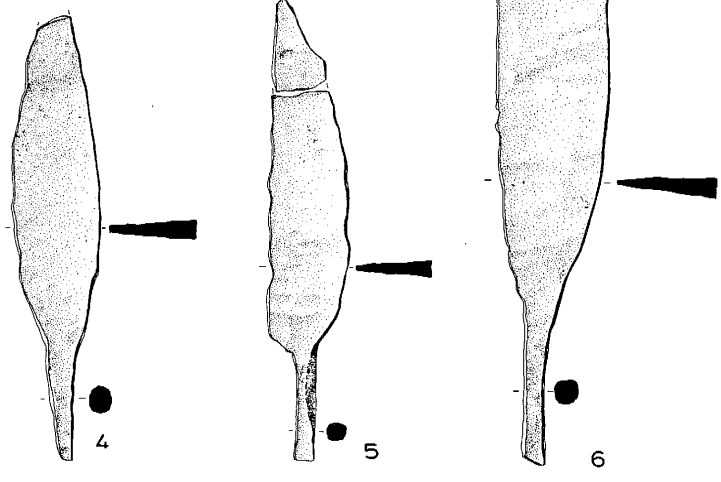


PLANCHE 38

MALEMBA-NKULU

- 1.T27 F3a, fer d'une herminette; kabambien.
- 2.T27 F3, outil en fer qui a sans doute servi de ciseau à bois; kabambien.
- 3.T27 F3b, fer de hache; kabambien.
- 4.T27 F6, lame d'une coutelas kabambien en fer.
- 5.T27 F4, pointe de flèche en fer; kabambien.
- 6.T27 U2, grande croisette de type HIH; kabambien.

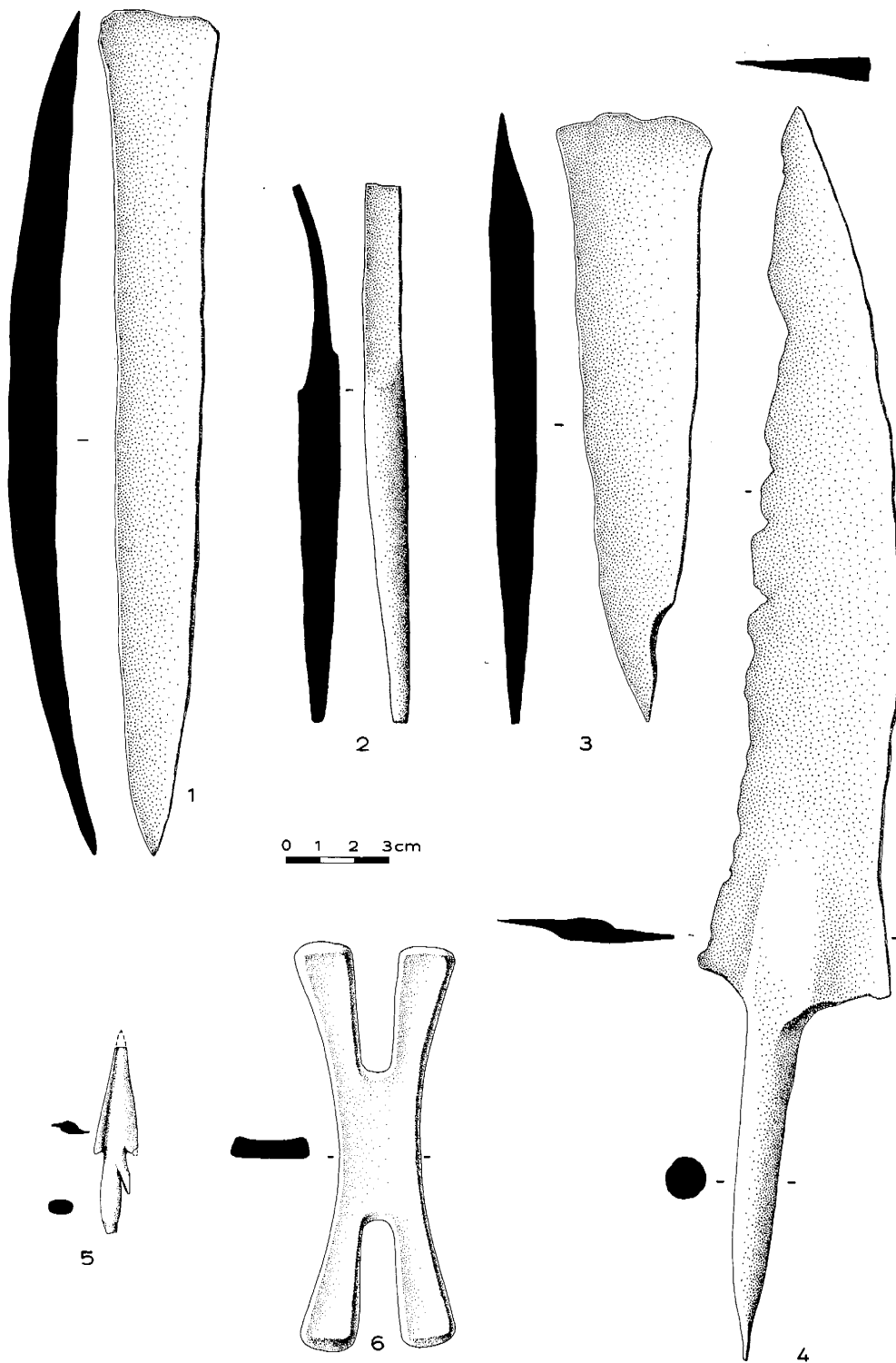
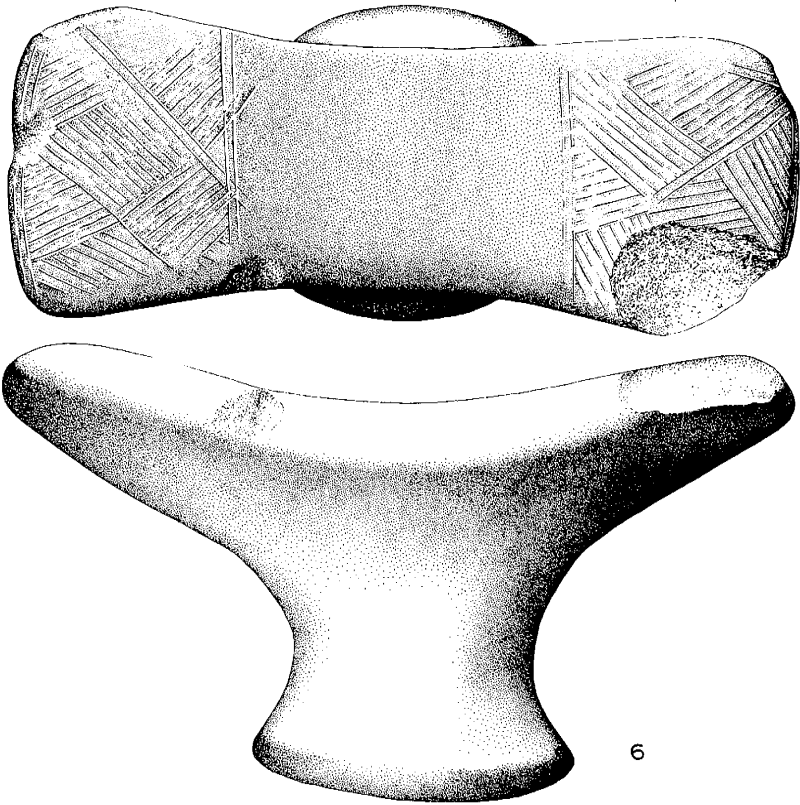
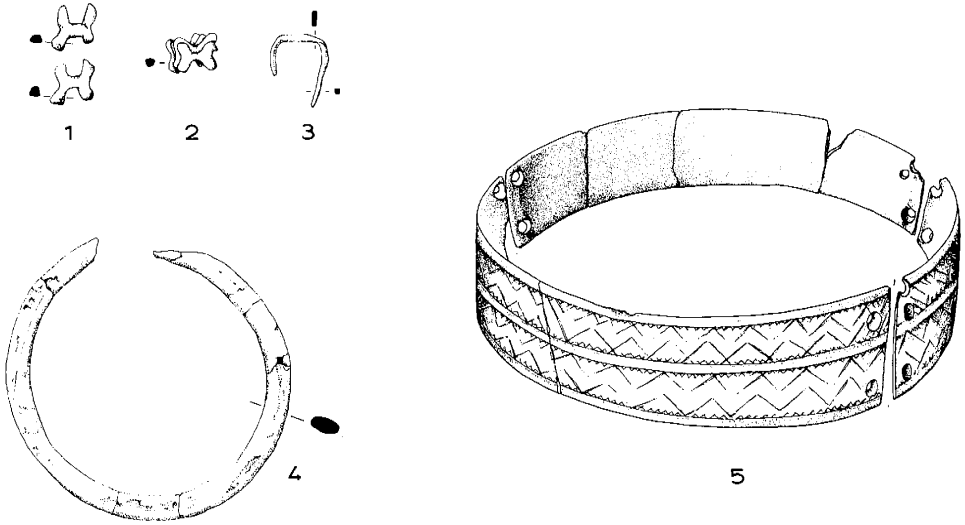


PLANCHE 39

MALEMBA-NKULU

- 1.T35 U1, 2 très petites croisettes de type HH, kabambien B.
- 2.T35 U2, 4 très petites croisettes de type HH, kabambien B.
- 3.T35 U3, 1 agrafe en cuivre, kabambien B.
- 4.T36 I1, bracelet en ivoire, atypique.
- 5.T37 I1, I2, I3, collier kisalien en ivoire.
- 6.Achat, appui-nuque kabambien.



0 1 2 3cm

PLANCHE 40

MALEMBA-NKULU

1. Vue de l'île de Malemba-Kibua prise de l'embarcadère de Malemba-Nkulu.
2. La fouille des tranchées A2 et A3.
3. Les tombes kabambiennes T1, T2, T3. On remarquera au premier plan les os longs de T2 entassés contre la céramique de T3 tandis que le crâne et la céramique de T2 sont surélevés à l'arrière-plan.



1



2

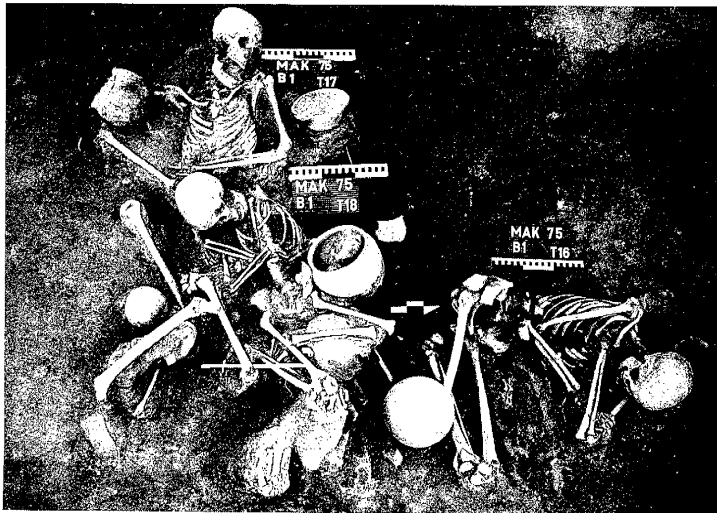


3

PLANCHE 41

MALEMBA-NKULU

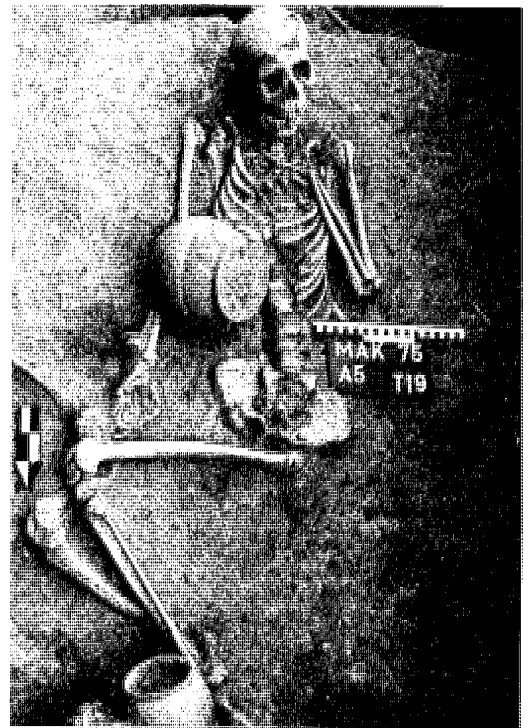
1. La tombe kabambienne T18 a perturbé la tombe kabambienne T17 qui elle-même recouvrait les pieds de la tombe kabambienne T16.
2. La tombe T10, kisalienne.
3. La tombe T19, kabambienne.



1



2

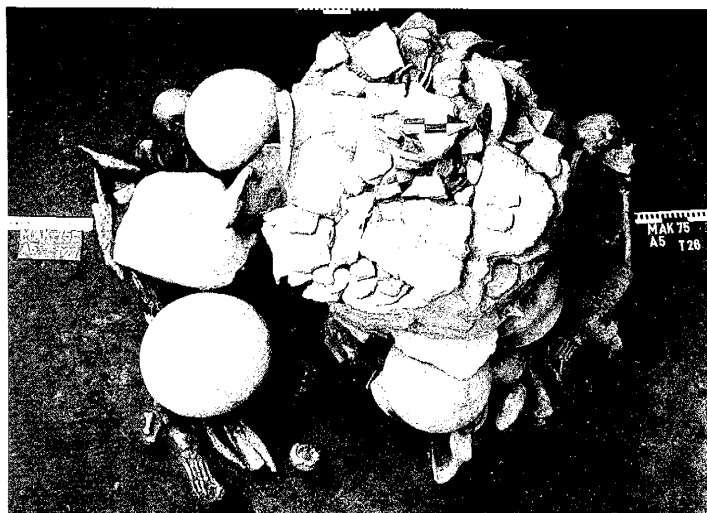


3

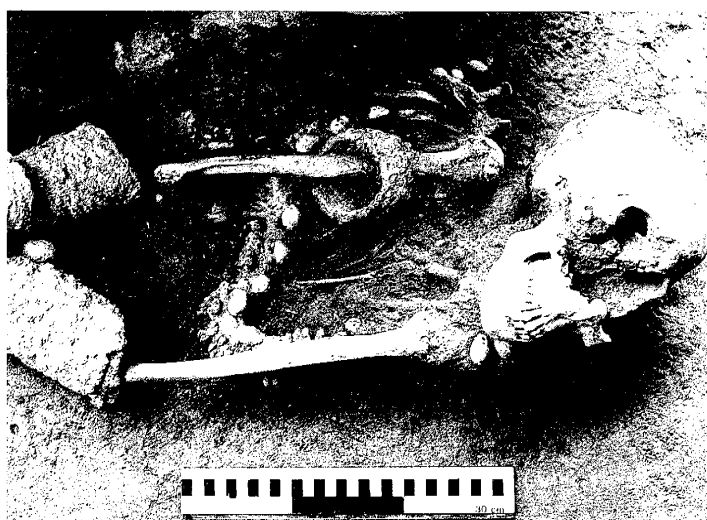
PLANCHE 42

MALEMBA-NKULU

1. Les tombes jumelées T26 - T27, kabambiennes.
2. Détail de la tombe T26 montrant le ruban de croisettes sur lequel sont attachés les cauris.
3. Détail de la tombe T27 après enlèvement de la meule. On distingue les croisettes liées en ruban.



1



2




3

PLANCHE 43

MALEMBA-NKULU


1. T26 XI, empreinte d'une vannerie kabambienne sur une chevillère.
Echelle en millimètres.
2. La tombe T30, kisalienne.
3. La tombe T31, kisalienne.



1



2

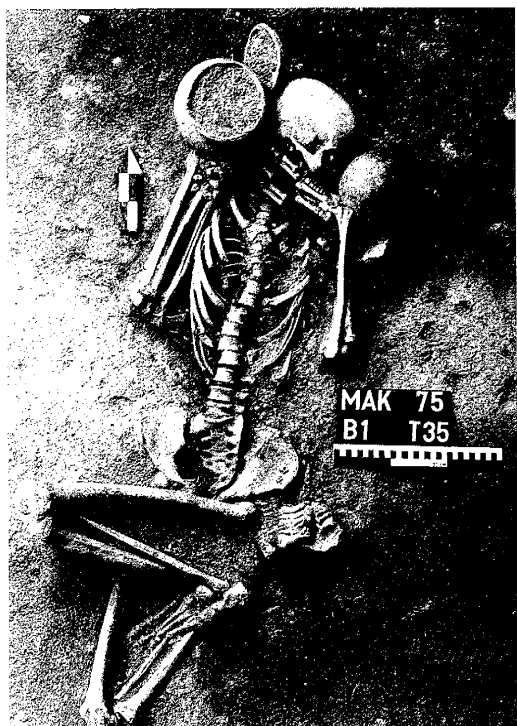


3

PLANCHE 44

MALEMBA-NKULU


1. La tombe T35, kabambienne. On distingue sur l'os iliaque gauche deux très petites croisettes.
2. Détail de la tombe, kisalienne T37 montrant le collier en ivoire en place.
3. Comparaison entre la jatte kisalienne skeuomorphe T37 C1 et un panier luba actuel.



1



2



3

PLANCHE 45

SANGA ET KASAI


1. Sanga, jarre portant à l'épaule la carène et le retrait caractéristiques de la céramique luba.
2. Grotte de Tshienda, vallée de la Buschimaie, Kasai. Poterie carénée (Hérin, 1973, cat. n° 501) comparable aux récipients luba.
3. Grotte de Benandale, vallée de la Bushimaie, Kasai. Poterie trouvée en surface (Hérin, 1973, cat. n° 7) comparable à certains récipients de type J du Kabambien B.



1



2

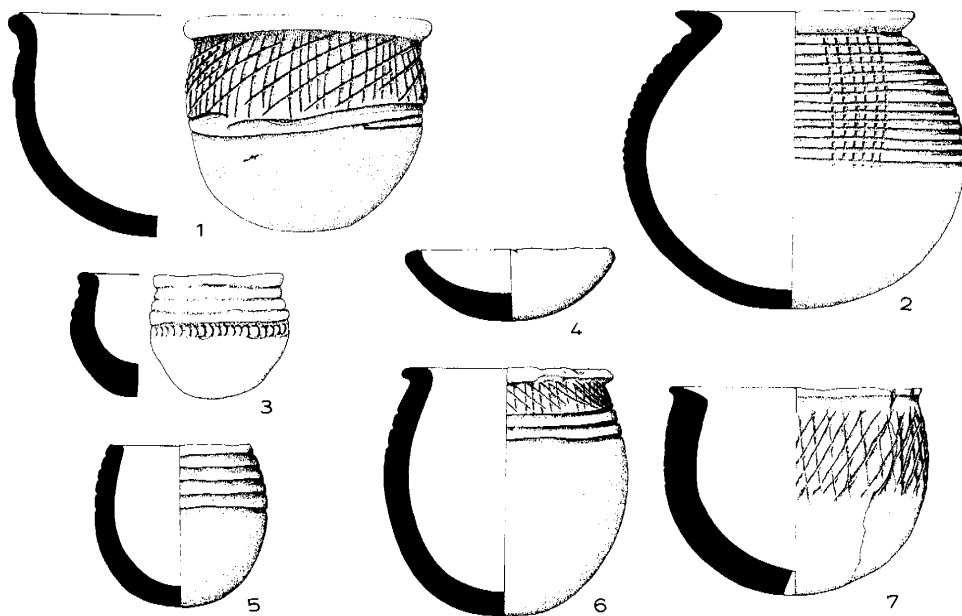


3

PLANCHE 46

SOFWE ET KIKUNKA

- 1 à 7. Exemples de la céramique de Kikunka.
8. Flacon kisalien à tête humaine.



0 1 2 3cm

